

Water entitlement market price report

Murray-Darling Basin

A Final Report prepared for the Department of Agriculture and
Water Resources

Wednesday 12 September 2018

A I T H E R

© 2018 Aither Pty Ltd. All rights reserved.

This document has been prepared on the basis of information available to Aither Pty Ltd at the date of publication. Aither Pty Ltd makes no warranties, expressed or implied, in relation to any information contained in this document. This document does not purport to represent commercial, financial or legal advice, and should not be relied upon as such. Aither Pty Ltd does not accept responsibility or liability for any loss, damage, cost or expense incurred or arising by reason of any party using or relying on information provided in this document. Any party that uses information contained in this document for any purpose does so at its own risk.

Contents

Introduction
SA Murray
Vic 6 Murray
Vic 7 Murray
Vic 6B Lower Broken Creek
Vic 1A Greater Goulburn
Vic 1B Boort
Vic 3 Lower Goulburn
Vic 4C Lower Campaspe
Vic 4A Campaspe (Eppalock to WWC)
Vic 5A Loddon
Vic 5B Bullarook
NSW Murray
NSW Murray Irrigation Limited
NSW Murrumbidgee
NSW Lower Darling
NSW Macquarie
NSW Lower Namoi
NSW Upper Namoi
NSW Gwydir
NSW Border Rivers
NSW Barwon-Darling Unregulated
NSW Lachlan
Queensland entitlements

A I T H E R

Introduction

This water entitlement market price report has been prepared by Aither on behalf of the Australian Government Department of Agriculture and Water Resources.

This report includes details regarding Murray-Darling Basin water entitlement prices and trade activity. The entitlement types included within this report are detailed below:

Southern Murray-Darling Basin Entitlements

SA Murray 3A, Vic 6 Murray HRWS, Vic 6 Murray LRWS, Vic 7 Murray HRWS, Vic 7 Murray LRWS, Vic 6B Lower Broken Creek HRWS, Vic 6B Lower Broken Creek LRWS, Vic 1A Greater Goulburn HRWS, Vic 1A Greater Goulburn LRWS, Vic 1B Boort HRWS, Vic 1B Boort LRWS, Vic 3 Lower Goulburn HRWS, Vic 3 Lower Goulburn LRWS, Vic 4C Lower Campaspe HRWS, Vic 4A Campaspe (Eppalock to WWC) HRWS, Vic 4A Campaspe (Eppalock to WWC) LRWS, Vic 5A Loddon HRWS, Vic 5A Loddon LRWS, Vic 5B Bullarook HRWS, Vic 5B Bullarook LRWS, NSW Murray HS, NSW Murray GS, NSW Murray Irrigation Limited GS, NSW Murrumbidgee HS, NSW Murrumbidgee GS, NSW Lower Darling HS, NSW Lower Darling GS.

Northern Murray-Darling Basin Entitlement types

NSW Macquarie GS, NSW Lower Namoi GS, NSW Upper Namoi GS, NSW Gwydir GS, NSW Border Rivers GS A, NSW Border Rivers GS B, NSW Barwon-Darling Unregulated A, NSW Barwon-Darling Unregulated B, NSW Barwon-Darling Unregulated C, NSW Lachlan GS, QLD Condamine-Balonne (St George) Supplemented, Condamine-Balonne QLD Condamine-Balonne (Lower Balonne) Unsupplemented, QLD Condamine-Balonne (Upper Condamine) Unsupplemented, QLD Central Condamine Alluvium Groundwater (1, 2, 3 and 4), QLD Upper Condamine Alluvium Groundwater (Dalrymple Creek) Groundwater, QLD Upper Condamine Alluvium Groundwater (Oakey Creek) Groundwater, QLD Condamine-Balonne Lower Balonne Overland flow, QLD Border Rivers Supplemented (Macintyre Brook), QLD Border Rivers Unsupplemented.

A brief summary of Aither's calculation methodology has been provided below:



A I T H E R

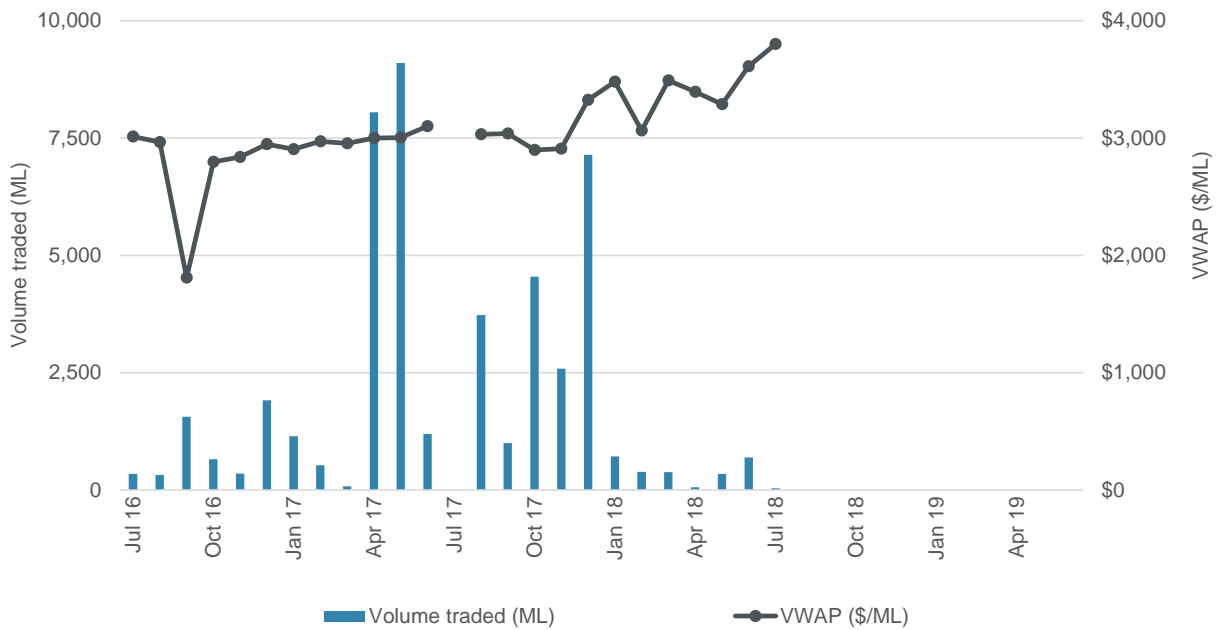
SA Murray

Entitlement market overview, July 2018

Entitlement type	July 2018 VWAP (\$/ML)	July 2018 Maximum Price (\$/ML)	July 2018 Number of Transfers	July 2018 Volume of Transfers (ML)	July 2018 Average Parcel Size (ML)	Broker Spread (Buy/Sell) (\$/ML)
SA Murray 3A	\$3,800	\$3,800	4	66	16.60	\$3,800 - \$4,000

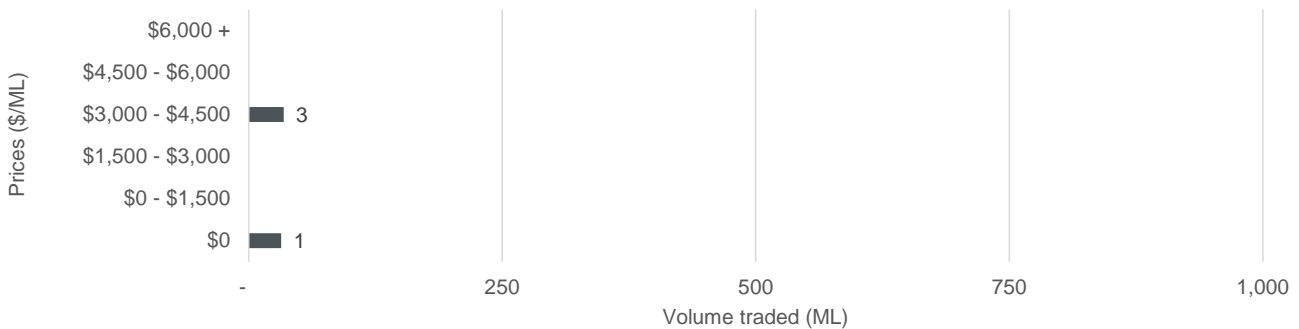
Source: Aither, 2018. Based on the SA Water Register and quotes sourced from water brokers.

Market prices and volumes, July 2016 to June 2019



Source: Aither, 2018. Based on the SA Water Register.

Market price range, July 2018



Source: Aither, 2018. Based on the SA Water Register.

Note: Data labels are indicative of number of trades in each price bracket. Price bracket intervals do not include the upper bound price of the interval.

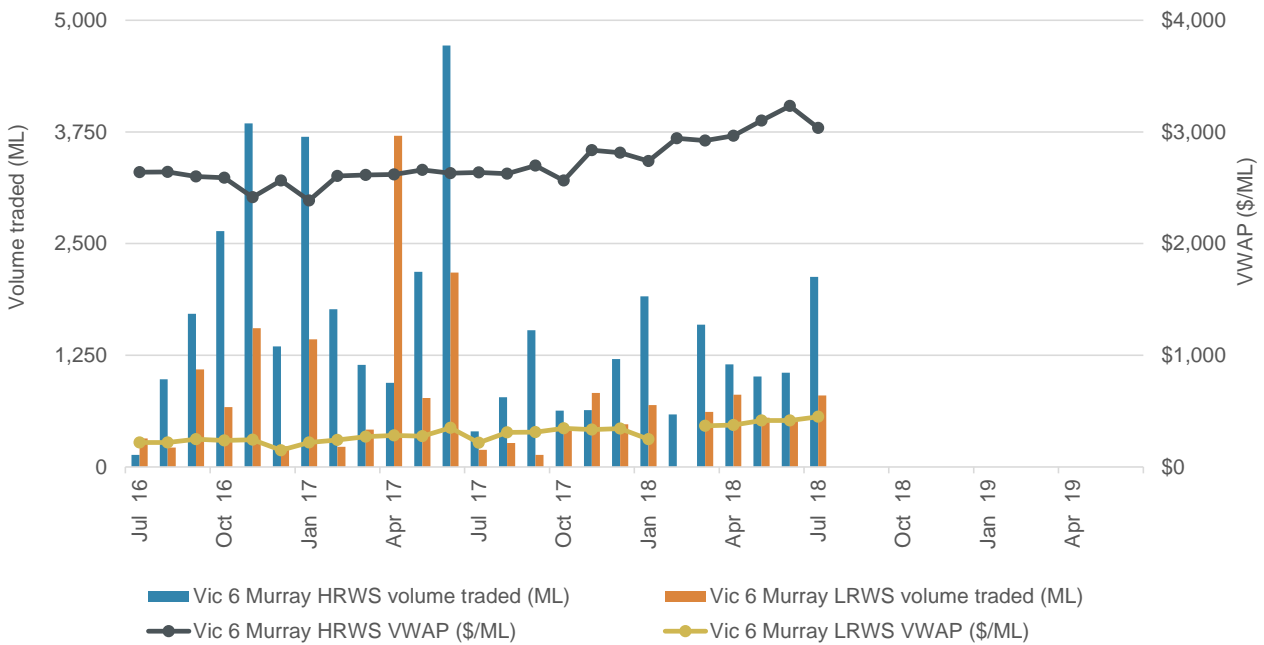
Vic 6 Murray

Entitlement market overview, July 2018

Entitlement type	July 2018 VWAP (\$/ML)	July 2018 Maximum Price (\$/ML)	July 2018 Number of Transfers	July 2018 Volume of Transfers (ML)	July 2018 Average Parcel Size (ML)	Broker Spread (Buy/Sell) (\$/ML)
Vic 6 Murray HRWS	\$3,035	\$3,300	19	2,128	111.99	\$3,350 - \$3,500
Vic 6 Murray LRWS	\$457	\$500	13	832	63.98	\$400 - \$550

Source: Aither, 2018. Based on the VIC Water Register and quotes sourced from water brokers.

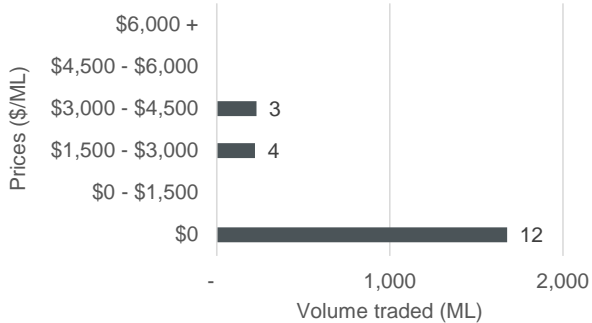
Market prices and volumes, July 2016 to June 2019



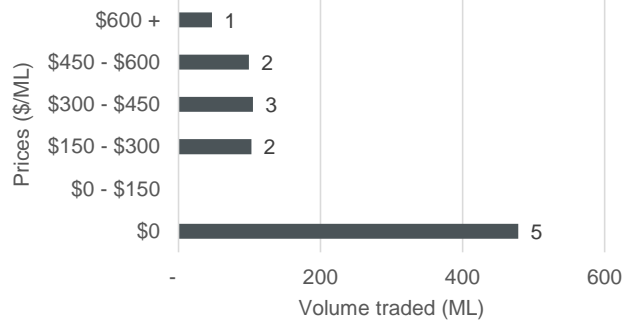
Source: Aither, 2018. Based on the VIC Water Register.

Market price range, July 2018

Vic 6 Murray HRWS



Vic 6 Murray LRWS



Source: Aither, 2018. Based on the VIC Water Register.

Note: Data labels are indicative of number of trades in each price bracket. Price bracket intervals do not include the upper bound price of the interval.

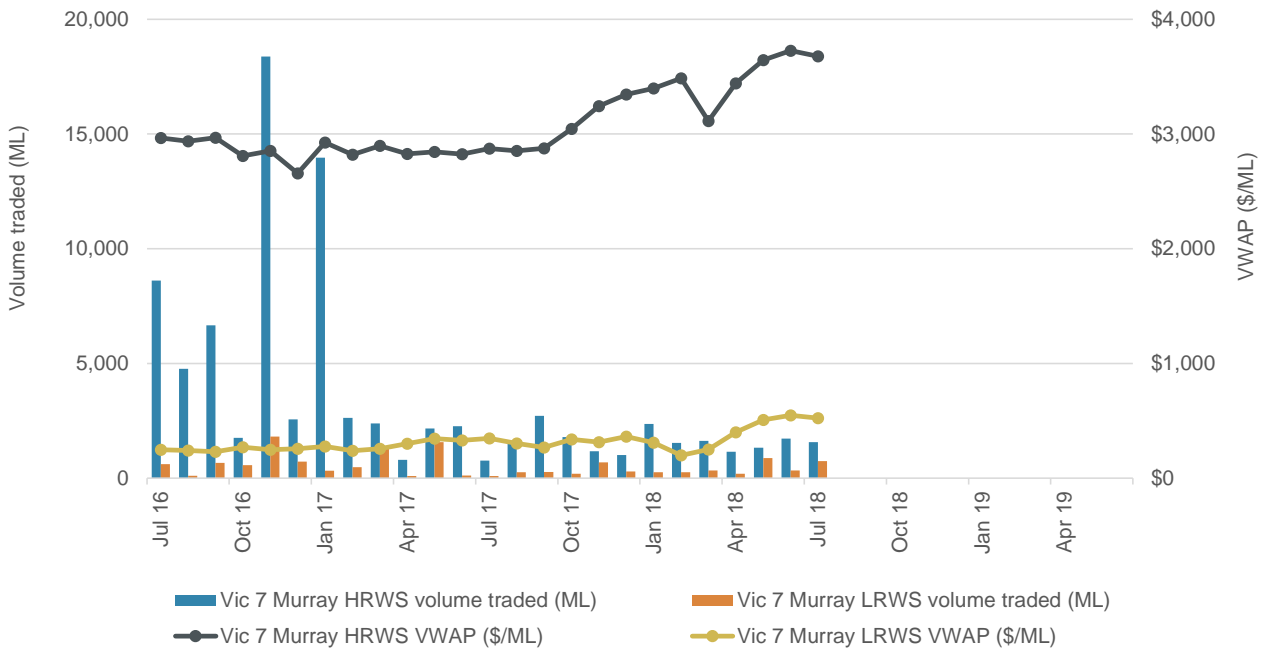
Vic 7 Murray

Entitlement market overview, July 2018

Entitlement type	July 2018 VWAP (\$/ML)	July 2018 Maximum Price (\$/ML)	July 2018 Number of Transfers	July 2018 Volume of Transfers (ML)	July 2018 Average Parcel Size (ML)	Broker Spread (Buy/Sell) (\$/ML)
Vic 7 Murray HRWS	\$3,802	\$4,100	71	1,769	24.91	\$3,950 - \$4,150
Vic 7 Murray LRWS	\$574	\$645	22	960	43.64	\$500 - \$600

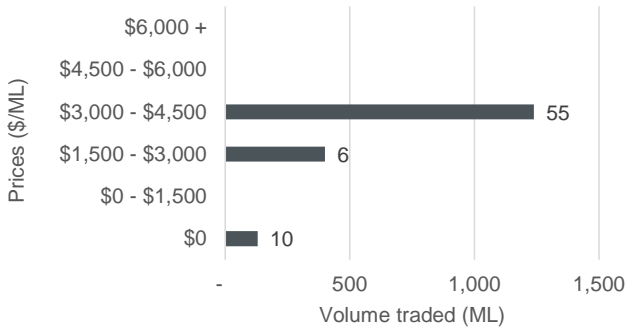
Source: Aither, 2018. Based on the VIC Water Register and quotes sourced from water brokers.

Market prices and volumes, July 2016 to June 2019

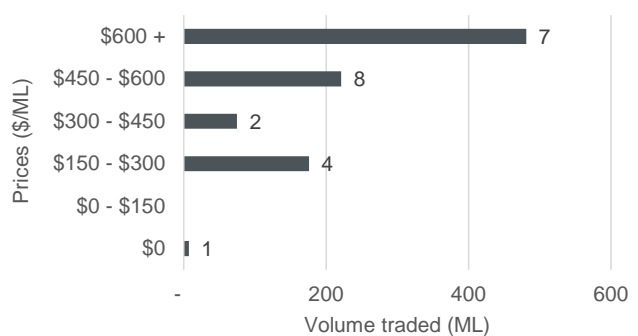


Source: Aither, 2018. Based on the VIC Water Register.

Market price range, July 2018 Vic 7 Murray HRWS



Vic 7 Murray LRWS



Source: Aither, 2018. Based on the VIC Water Register.

Note: Data labels are indicative of number of trades in each price bracket. Price bracket intervals do not include the upper bound price of the interval.

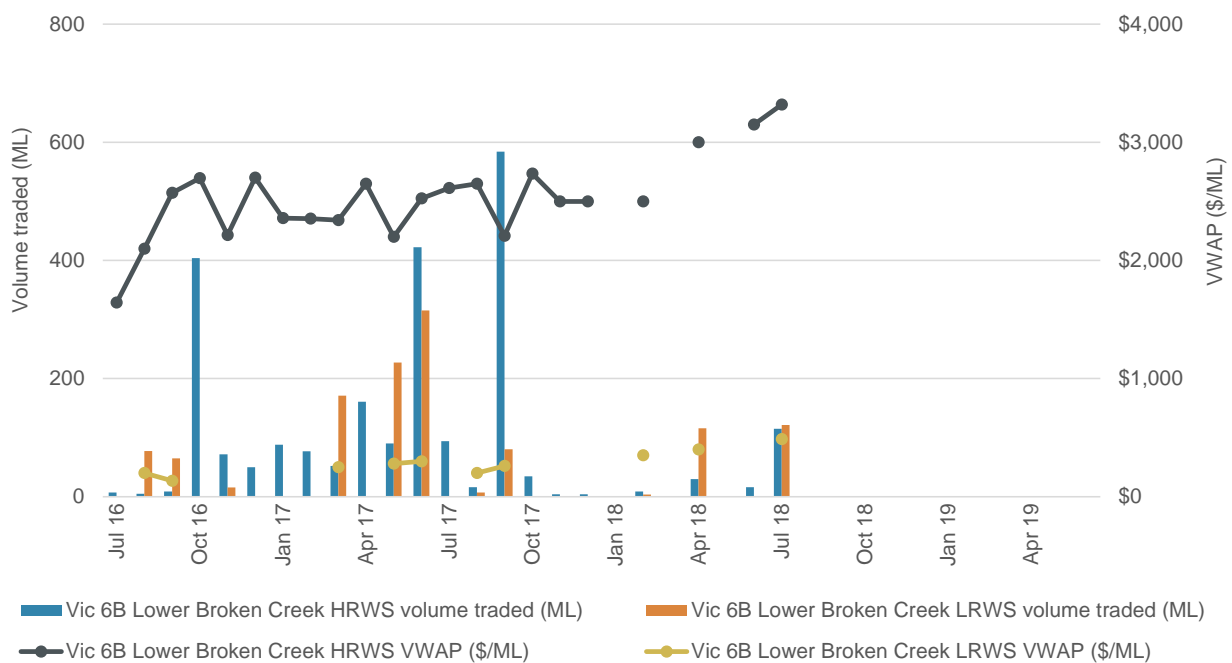
Vic 6B Lower Broken Creek

Entitlement market overview, July 2018

Entitlement type	July 2018 VWAP (\$/ML)	July 2018 Maximum Price (\$/ML)	July 2018 Number of Transfers	July 2018 Volume of Transfers (ML)	July 2018 Average Parcel Size (ML)	Broker Spread (Buy/Sell) (\$/ML)
Vic 6B Lower Broken Creek HRWS	\$3,319	\$3,940	10	115	11.50	\$3,785 - \$3,785
Vic 6B Lower Broken Creek LRWS	\$488	\$488	1	121	121.30	-

Source: Aither, 2018. Based on the VIC Water Register and quotes sourced from water brokers.

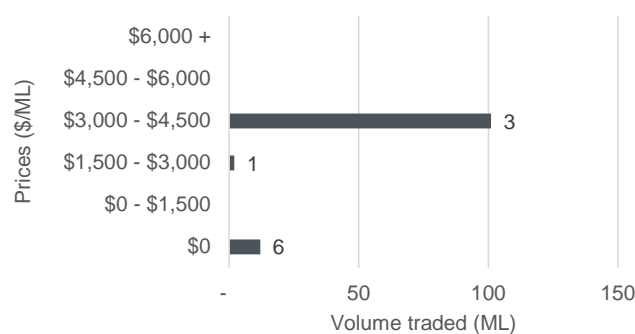
Market prices and volumes, July 2016 to June 2019



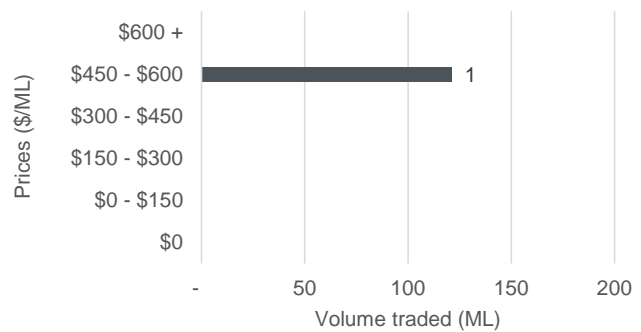
Source: Aither, 2018. Based on the VIC Water Registers.

Market price range, July 2018

Vic 6B Lower Broken Creek HRWS



Vic 6B Lower Broken Creek LRWS



Source: Aither, 2018. Based on the VIC Water Registers.

Note: Data labels are indicative of number of trades in each price bracket. Price bracket intervals do not include the upper bound price of the interval.

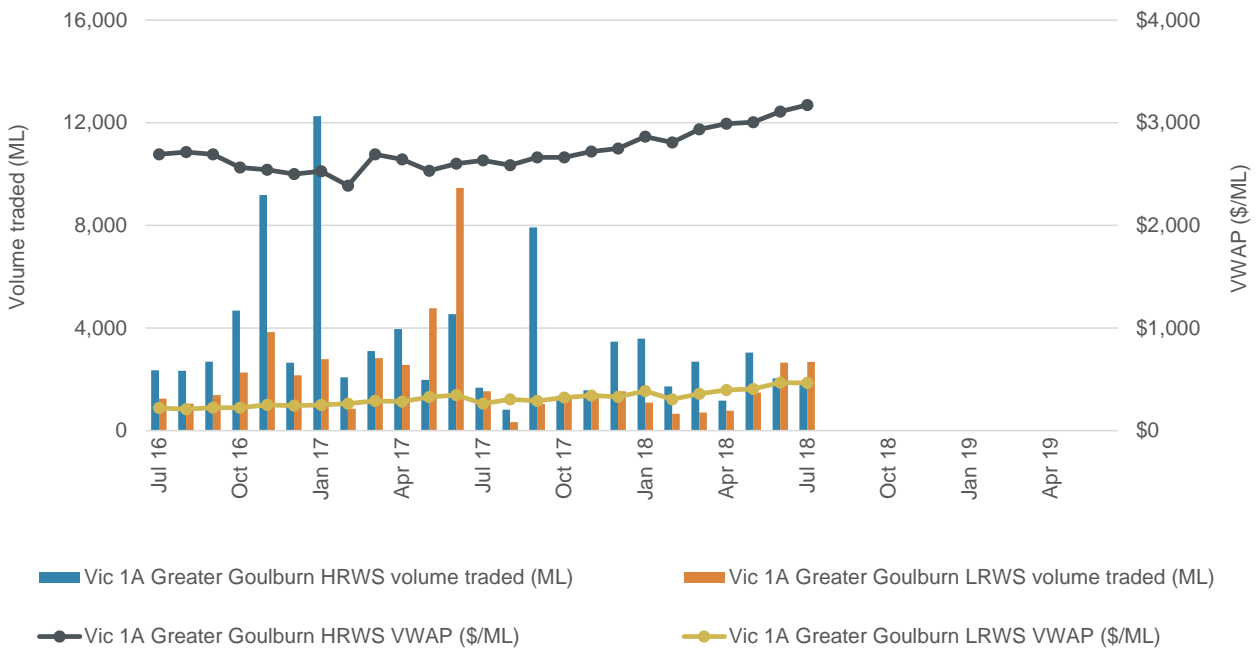
Vic 1A Greater Goulburn

Entitlement market overview, July 2018

Entitlement type	July 2018 VWAP (\$/ML)	July 2018 Maximum Price (\$/ML)	July 2018 Number of Transfers	July 2018 Volume of Transfers (ML)	July 2018 Average Parcel Size (ML)	Broker Spread (Buy/Sell) (\$/ML)
Vic 1A Greater Goulburn HRWS	\$3,201	\$3,500	82	2,262	27.58	\$3,350 - \$3,450
Vic 1A Greater Goulburn LRWS	\$464	\$600	33	3,683	111.59	\$400 - \$500

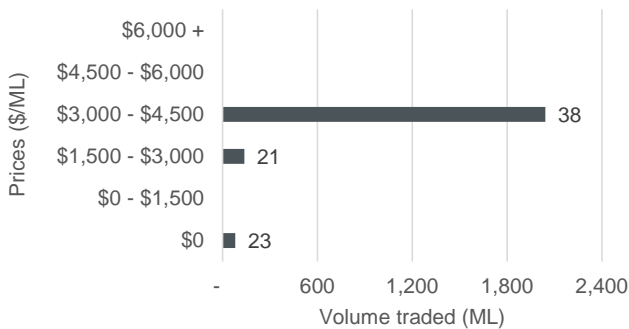
Source: Aither, 2018. Based on the VIC Water Register and quotes sourced from water brokers.

Market prices and volumes, July 2016 to June 2019

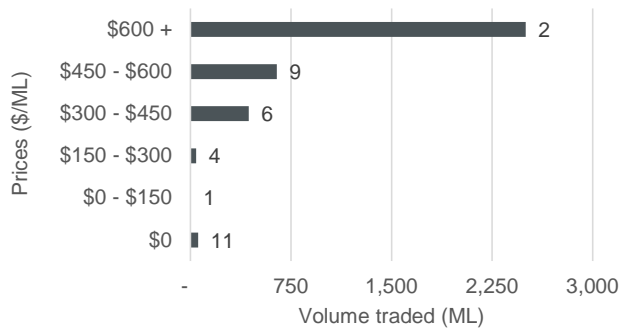


Source: Aither, 2018. Based on the VIC Water Register.

Market price range, July 2018 Vic 1A Greater Goulburn HRWS



Vic 1A Greater Goulburn LRWS



Source: Aither, 2018. Based on the VIC Water Register.

Note: Data labels are indicative of number of trades in each price bracket. Price bracket intervals do not include the upper bound price of the interval.

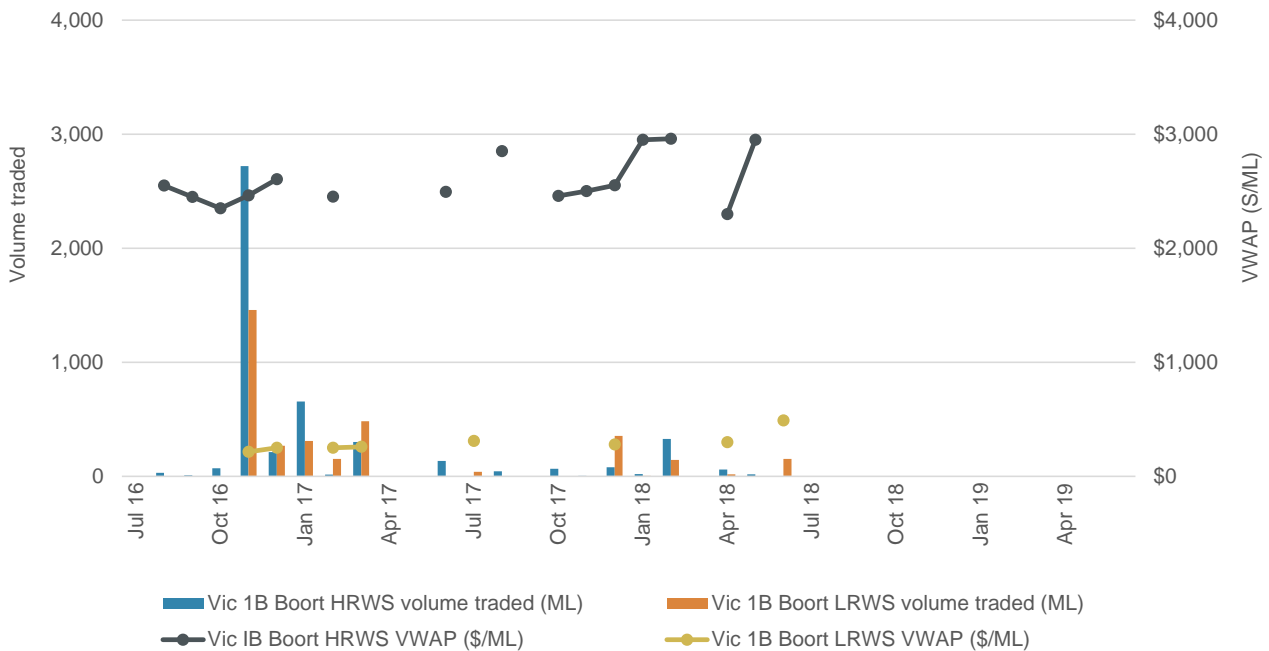
Vic 1B Boort

Entitlement market overview, July 2018

Entitlement type	July 2018 VWAP (\$/ML)	July 2018 Maximum Price (\$/ML)	July 2018 Number of Transfers	July 2018 Volume of Transfers (ML)	July 2018 Average Parcel Size (ML)	Broker Spread (Buy/Sell) (\$/ML)
Vic 1B Boort HRWS	-	-	-	-	-	-
Vic 1B Boort LRWS	\$445	\$445	1	50	49.90	-

Source: Aither, 2018. Based on the VIC Water Register and quotes sourced from water brokers.

Market prices and volumes, July 2016 to June 2019



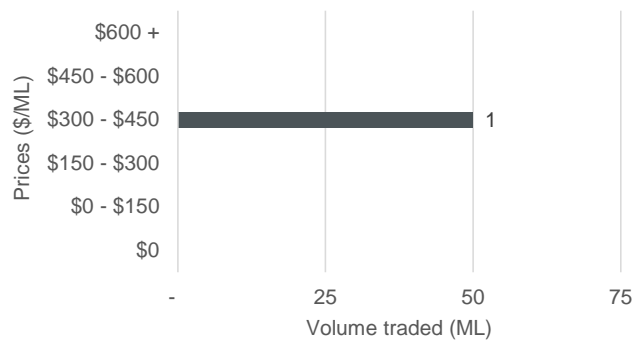
Source: Aither, 2018. Based on the VIC Water Register.

Market price range, July 2018

Vic 1B Boort HRWS



Vic 1B Boort LRWS



Source: Aither, 2018. Based on the VIC Water Register.

Note: Data labels are indicative of number of trades in each price bracket. Price bracket intervals do not include the upper bound price of the interval.

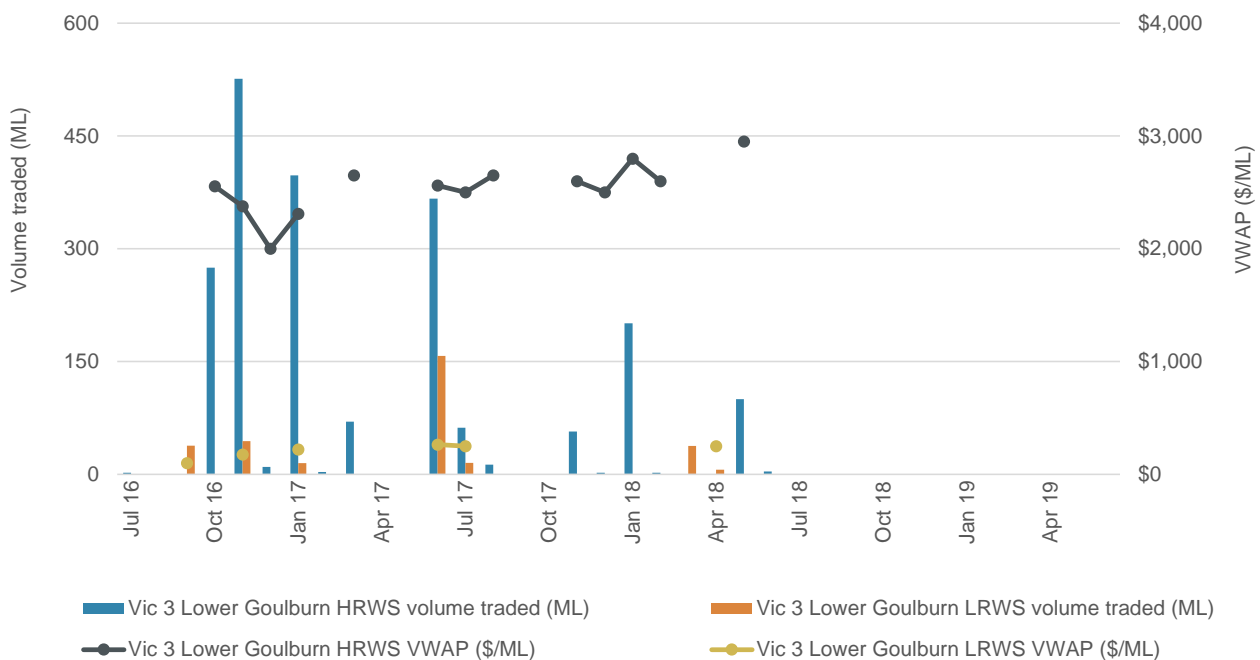
Vic 3 Lower Goulburn

Entitlement market overview, July 2018

Entitlement type	July 2018 VWAP (\$/ML)	July 2018 Maximum Price (\$/ML)	July 2018 Number of Transfers	July 2018 Volume of Transfers (ML)	July 2018 Average Parcel Size (ML)	Broker Spread (Buy/Sell) (\$/ML)
Vic 3 Lower Goulburn HRWS	-	-	-	-	-	\$3,150 - \$3,150
Vic 3 Lower Goulburn LRWS	-	-	-	-	-	\$445 - \$475

Source: Aither, 2018. Based on the VIC Water Register and quotes sourced from water brokers.

Market prices and volumes, July 2016 to June 2019



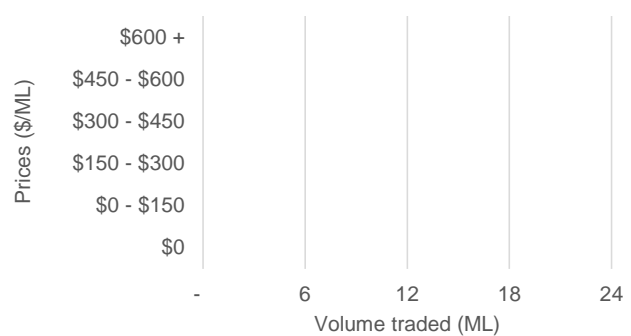
Source: Aither, 2018. Based on the VIC Water Register.

Market price range, July 2018

Vic 3 Lower Goulburn HRWS



Vic 3 Lower Goulburn LRWS



Source: Aither, 2018. Based on the VIC Water Register.

Note: Data labels are indicative of number of trades in each price bracket. Price bracket intervals do not include the upper bound price of the interval.

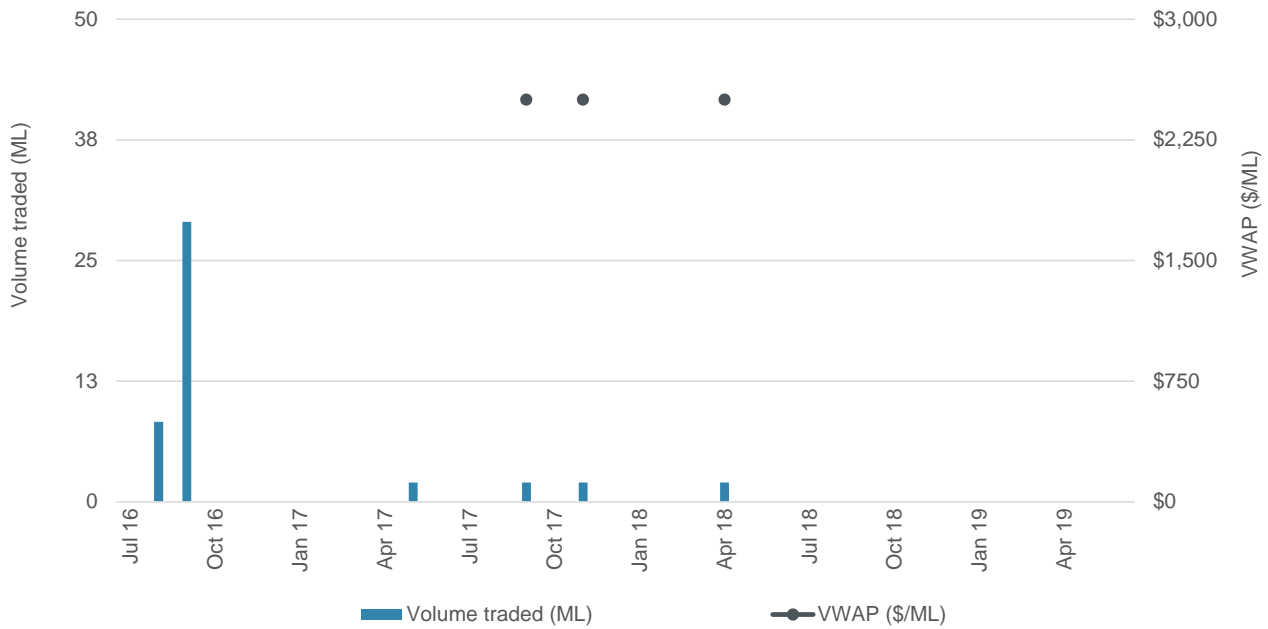
Vic 4C Lower Campaspe

Entitlement market overview, July 2018

Entitlement type	July 2018 VWAP (\$/ML)	July 2018 Maximum Price (\$/ML)	July 2018 Number of Transfers	July 2018 Volume of Transfers (ML)	July 2018 Average Parcel Size (ML)	Broker Spread (Buy/Sell) (\$/ML)
Vic 4C Lower Campaspe HRWS	-	-	-	-	-	-

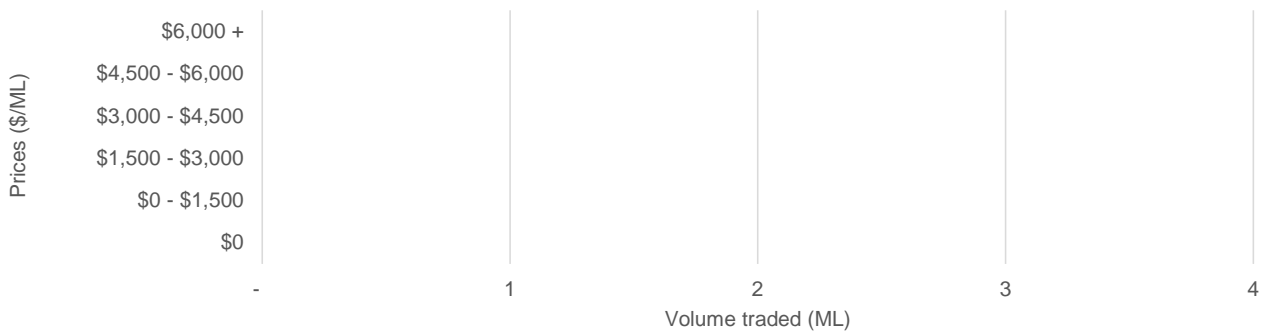
Source: Aither, 2018. Based on the VIC Water Register and quotes sourced from water brokers.

Market prices and volumes, July 2016 to June 2019



Source: Aither, 2018. Based on the VIC Water Register.

Market price range, July 2018



Source: Aither, 2018. Based on the VIC Water Register.

Note: Data labels are indicative of number of trades in each price bracket. Price bracket intervals do not include the upper bound price of the interval.

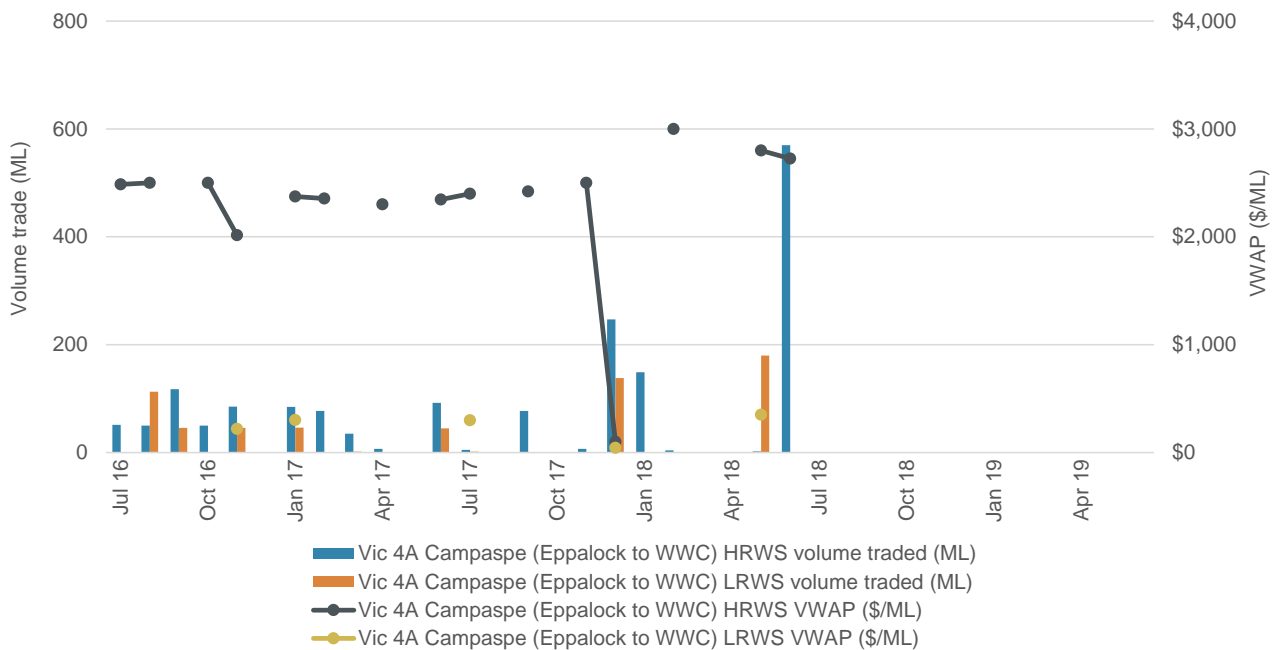
Vic 4A Campaspe (Eppalock to WWC)

Entitlement market overview, July 2018

Entitlement type	July 2018 VWAP (\$/ML)	July 2018 Maximum Price (\$/ML)	July 2018 Number of Transfers	July 2018 Volume of Transfers (ML)	July 2018 Average Parcel Size (ML)	Broker Spread (Buy/Sell) (\$/ML)
Vic 4A Campaspe (Eppalock to WWC) HRWS	-	-	-	-	-	\$3,150 - \$3,150
Vic 4A Campaspe (Eppalock to WWC) LRWS	-	-	-	-	-	-

Source: Aither, 2018. Based on the VIC Water Register and quotes sourced from water brokers.

Market prices and volumes, July 2016 to June 2019

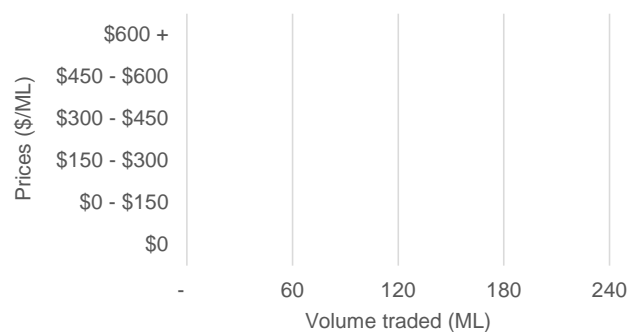
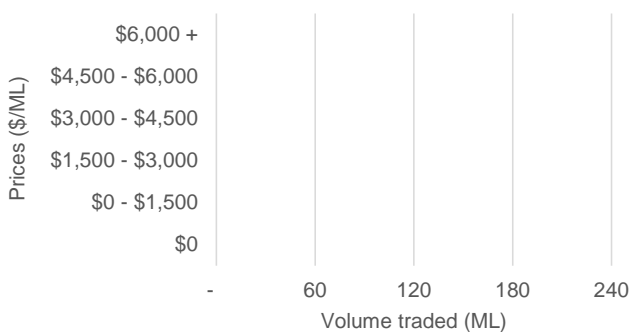


Source: Aither, 2018. Based on the VIC Water Register.

Market price range, July 2018

Vic 4A Campaspe (Eppalock to WWC) HRWS

Vic 4A Campaspe (Eppalock to WWC) LRWS



Source: Aither, 2018. Based on the VIC Water Register.

Note: Data labels are indicative of number of trades in each price bracket. Price bracket intervals do not include the upper bound price of the interval.

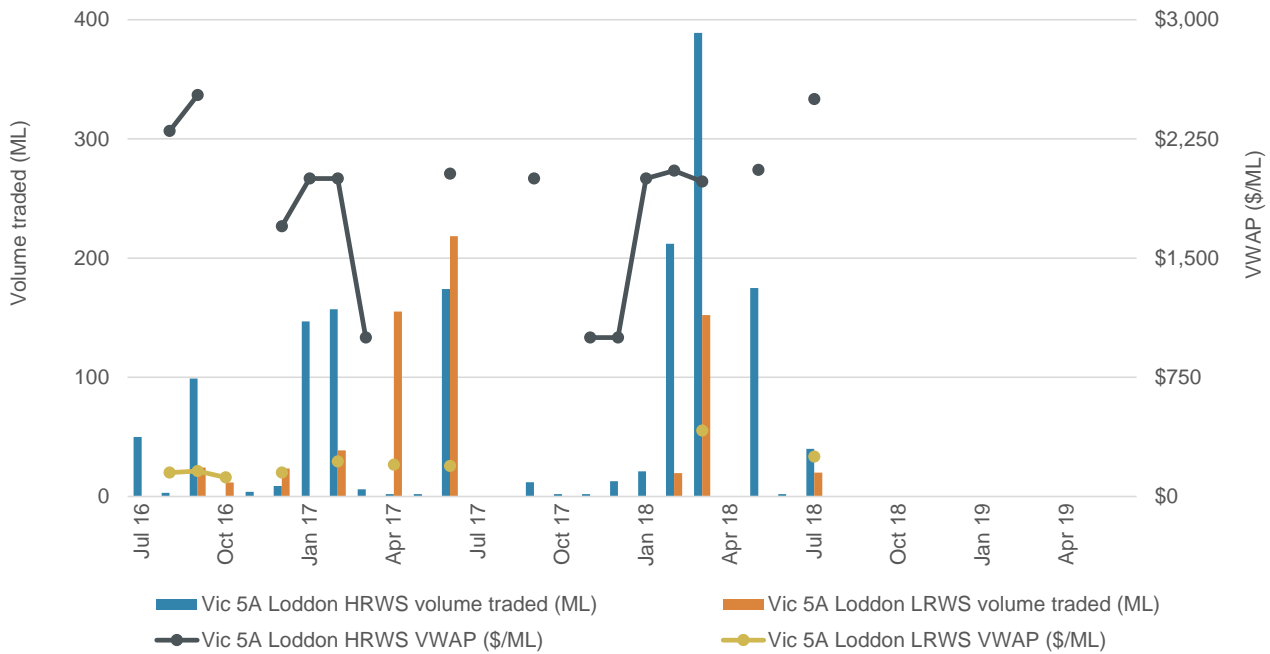
Vic 5A Loddon

Entitlement market overview, July 2018

Entitlement type	July 2018 VWAP (\$/ML)	July 2018 Maximum Price (\$/ML)	July 2018 Number of Transfers	July 2018 Volume of Transfers (ML)	July 2018 Average Parcel Size (ML)	Broker Spread (Buy/Sell) (\$/ML)
Vic 5A Loddon HRWS	\$2,500	\$2,500	2	40	20.00	-
Vic 5A Loddon LRWS	\$250	\$250	3	20	6.67	-

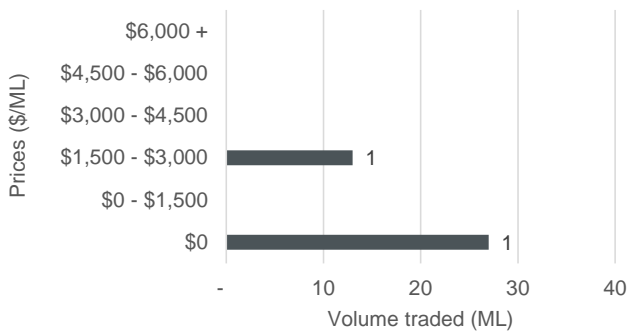
Source: Aither, 2018. Based on the VIC Water Register and quotes sourced from water brokers.

Market prices and volumes, July 2016 to June 2019

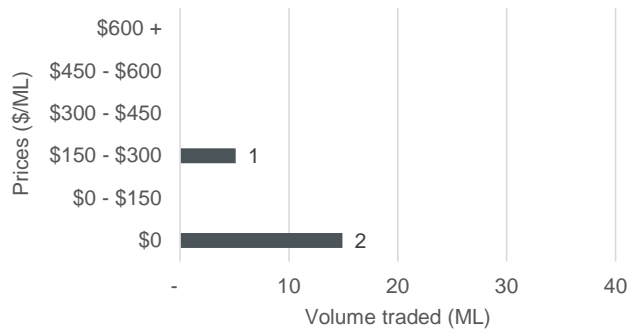


Source: Aither, 2018. Based on the VIC Water Register.

Market price range, July 2018 Vic 5A Loddon HRWS



Vic 5A Loddon LRWS



Source: Aither, 2018. Based on the VIC Water Register.

Note: Data labels are indicative of number of trades in each price bracket. Price bracket intervals do not include the upper bound price of the interval.

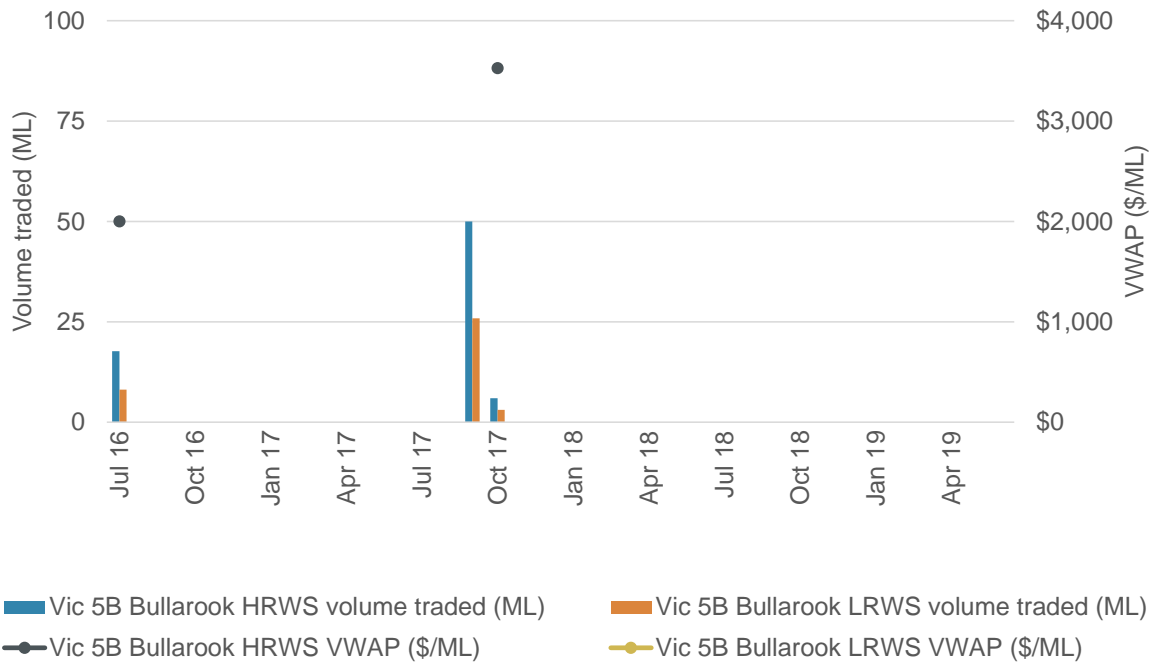
Vic 5B Bullarook

Entitlement market overview, July 2018

Entitlement type	July 2018 VWAP (\$/ML)	July 2018 Maximum Price (\$/ML)	July 2018 Number of Transfers	July 2018 Volume of Transfers (ML)	July 2018 Average Parcel Size (ML)	Broker Spread (Buy/Sell) (\$/ML)
Vic 5B Bullarook HRWS	-	-	-	-	-	-
Vic 5B Bullarook LRWS	-	-	-	-	-	-

Source: Aither, 2018. Based on the VIC Water Register and quotes sourced from water brokers.

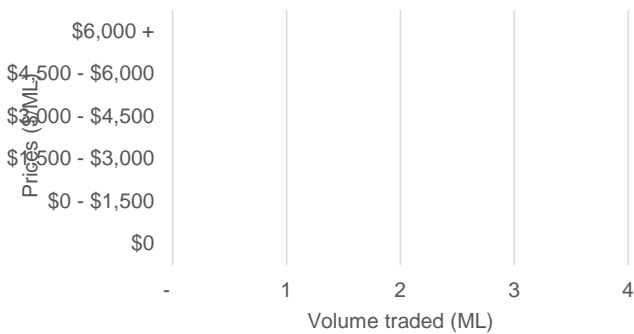
Market prices and volumes, July 2016 to June 2019



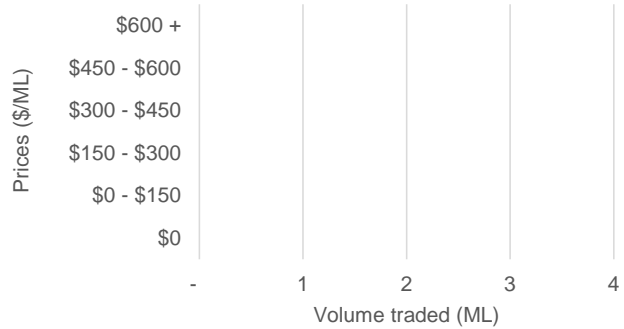
Source: Aither, 2018. Based on the VIC Water Register.

Market price range, July 2018

Vic 5B Bullarook HRWS



Vic 5B Bullarook LRWS



Source: Aither, 2018. Based on the VIC Water Register.

Note: Data labels are indicative of number of trades in each price bracket. Price bracket intervals do not include the upper bound price of the interval.

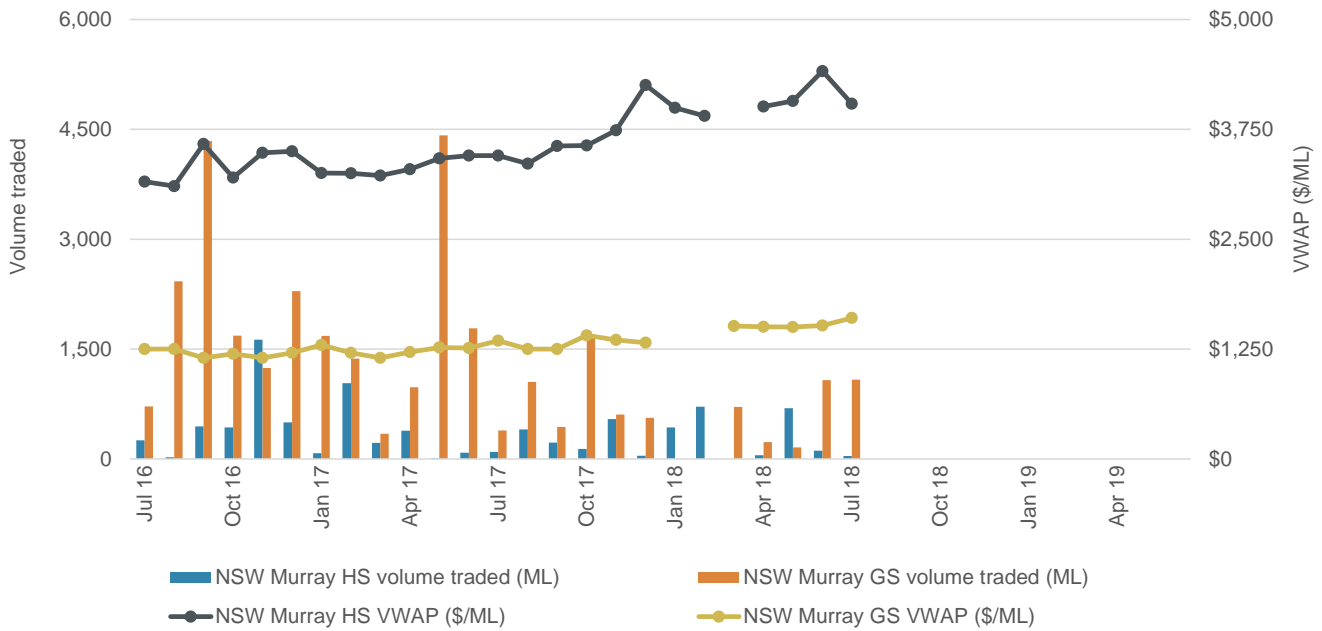
NSW Murray

Entitlement market overview, July 2018

Entitlement type	July 2018 VWAP (\$/ML)	July 2018 Maximum Price (\$/ML)	July 2018 Number of Transfers	July 2018 Volume of Transfers (ML)	July 2018 Average Parcel Size (ML)	Broker Spread (Buy/Sell) (\$/ML)
NSW Murray HS	\$4,041	\$4,575	4	41	10.15	\$4,700 - \$4,950
NSW Murray GS	\$1,604	\$1,697	5	1,084	216.72	\$1,800 - \$1,900

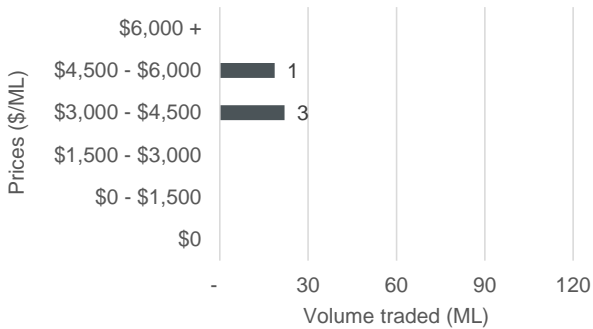
Source: Aither, 2018. Based on the NSW Water Register, and quotes sourced from water brokers.

Market prices and volumes, July 2016 to June 2019

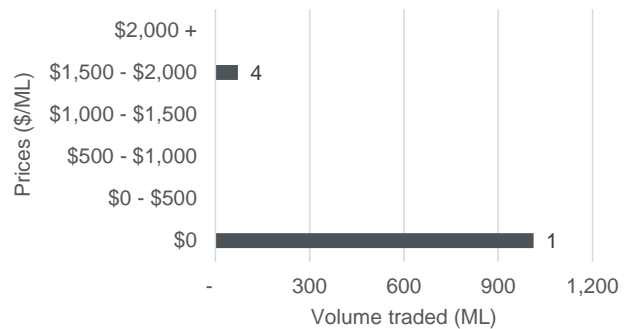


Source: Aither, 2018. Based on the NSW Water Registers.

Market price range, July 2018 NSW Murray HS



NSW Murray GS



Source: Aither, 2018. Based on the NSW Water Registers.

Note: Data labels are indicative of number of trades in each price bracket. Price bracket intervals do not include the upper bound price of the interval.

NSW Murray Irrigation Limited

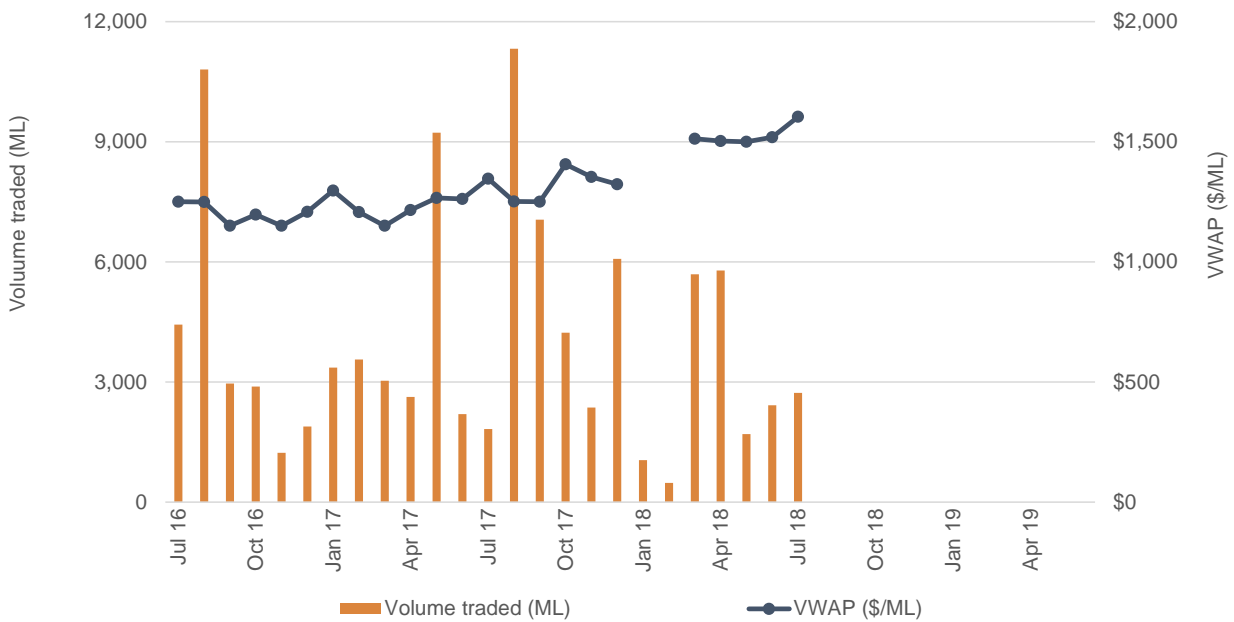
Entitlement market overview, July 2018

Entitlement type	July 2018 VWAP (\$/ML)	July 2018 Maximum Price (\$/ML)	July 2018 Number of Transfers	July 2018 Volume of Transfers (ML)	July 2018 Average Parcel Size (ML)	Broker Spread (Buy/Sell) (\$/ML)
NSW Murray Irrigation Limited GS	\$1,604	\$1,697	12	2,730	227.50	\$1,500 - \$1,500

Source: Aither, 2018. Based on the NSW Water Register and quotes sourced from water brokers.

Note: As trade prices within NSW Murray Irrigation GS are not reported Aither has presented NSW Murray GS on river prices instead given the common characteristics that these entitlements share.

Market prices and volumes, July 2016 to June 2019



Source: Aither, 2018. Based on the NSW Water Register.

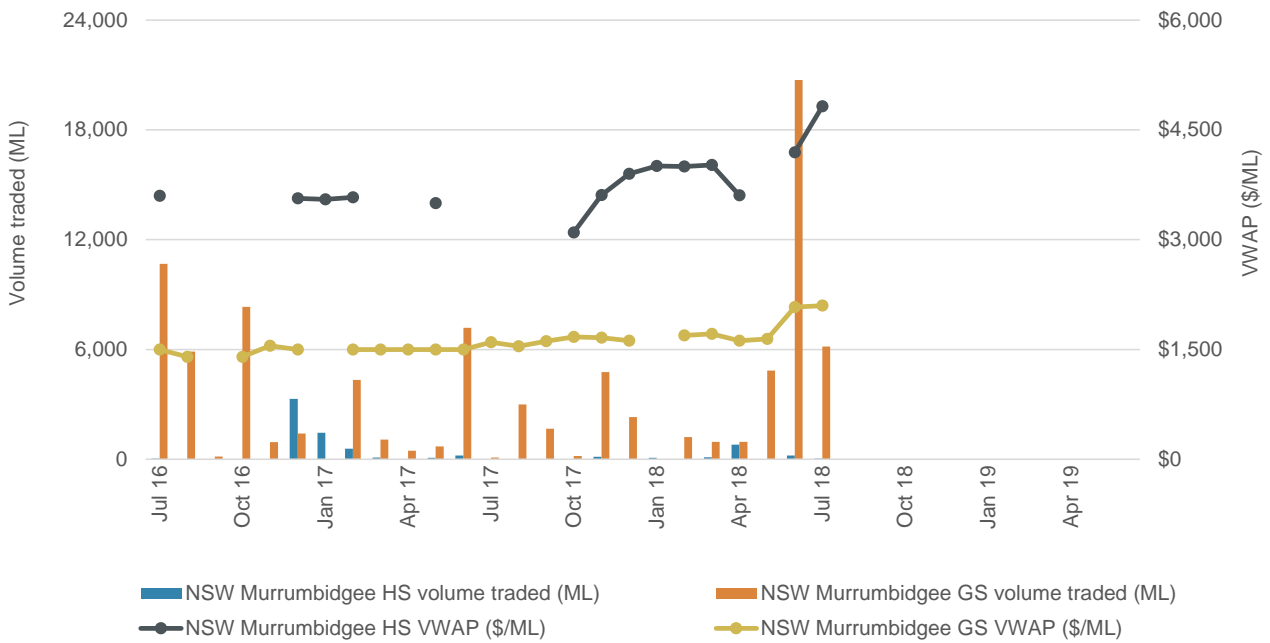
NSW Murrumbidgee

Entitlement market overview, July 2018

Entitlement type	July 2018 VWAP (\$/ML)	July 2018 Maximum Price (\$/ML)	July 2018 Number of Transfers	July 2018 Volume of Transfers (ML)	July 2018 Average Parcel Size (ML)	Broker Spread (Buy/Sell) (\$/ML)
NSW Murrumbidgee HS	\$4,821	\$5,100	3	34	11.33	\$5,000 - \$5,100
NSW Murrumbidgee GS	\$2,098	\$2,350	8	6,165	770.63	\$2,100 - \$2,150

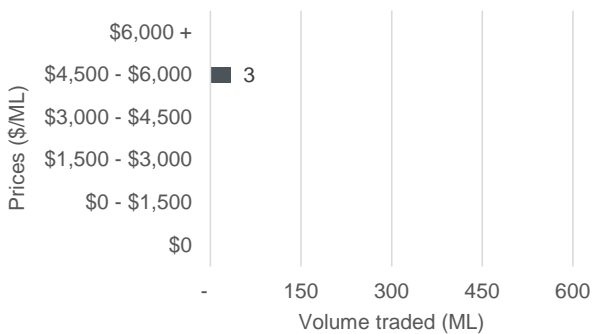
Source: Aither, 2018. Based on the NSW Water Register and quotes sourced from water brokers.

Market prices and volumes, July 2016 to June 2019

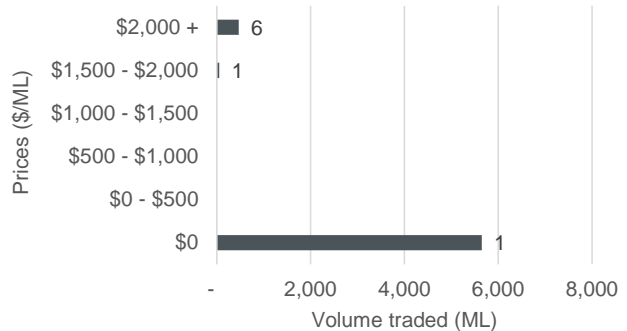


Source: Aither, 2018. Based on the NSW Water Register.

Market price range, July 2018 NSW Murrumbidgee HS



NSW Murrumbidgee GS



Source: Aither, 2018. Based on the NSW Water Register.

Note: Data labels are indicative of number of trades in each price bracket. Price bracket intervals do not include the upper bound price of the interval.

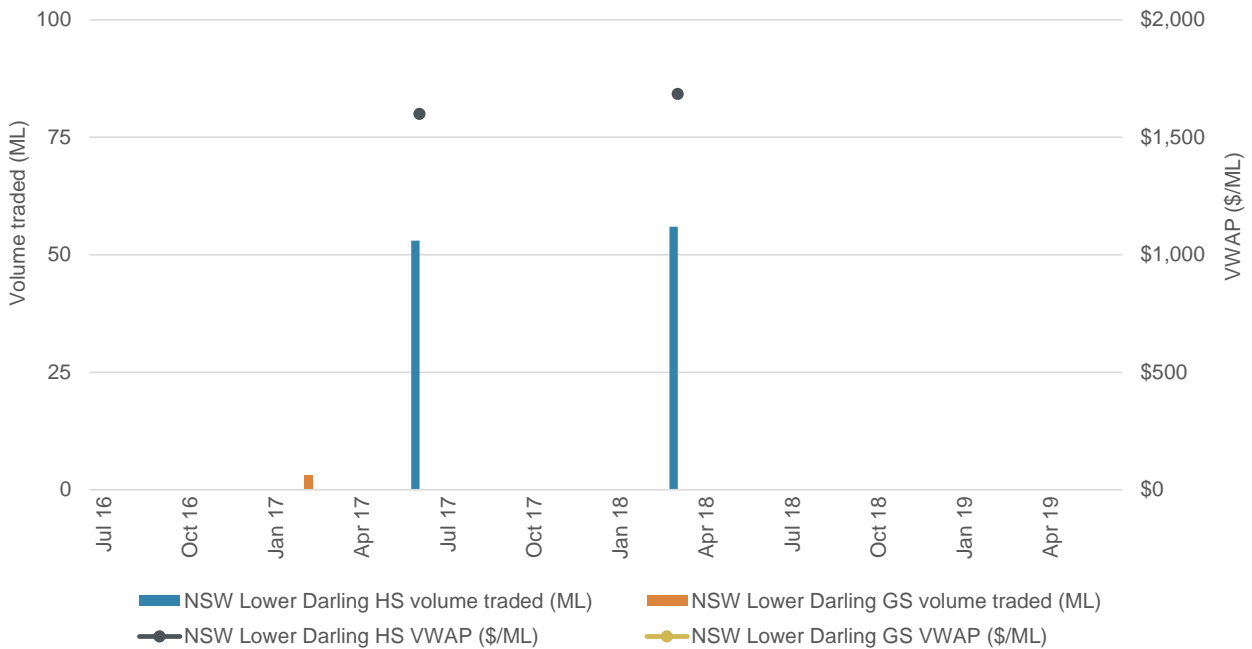
NSW Lower Darling

Entitlement market overview, July 2018

Entitlement type	July 2018 VWAP (\$/ML)	July 2018 Maximum Price (\$/ML)	July 2018 Number of Transfers	July 2018 Volume of Transfers (ML)	July 2018 Average Parcel Size (ML)	Broker Spread (Buy/Sell) (\$/ML)
NSW Lower Darling HS	-	-	-	-	-	-
NSW Lower Darling GS	-	-	-	-	-	-

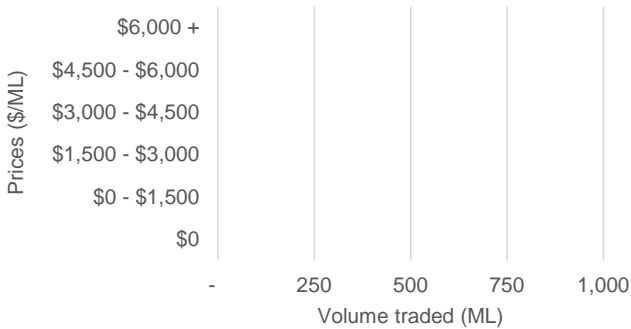
Source: Aither, 2018. Based on the NSW Water Register and quotes sourced from water brokers.

Market prices and volumes, July 2016 to June 2019

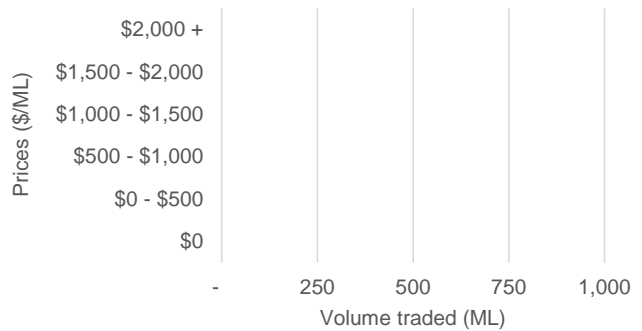


Source: Aither, 2018. Based on the NSW Water Register.

Market price range, July 2018 NSW Lower Darling HS



NSW Lower Darling GS



Source: Aither, 2018. Based on the NSW Water Register.

Note: Data labels are indicative of number of trades in each price bracket. Price bracket intervals do not include the upper bound price of the interval.

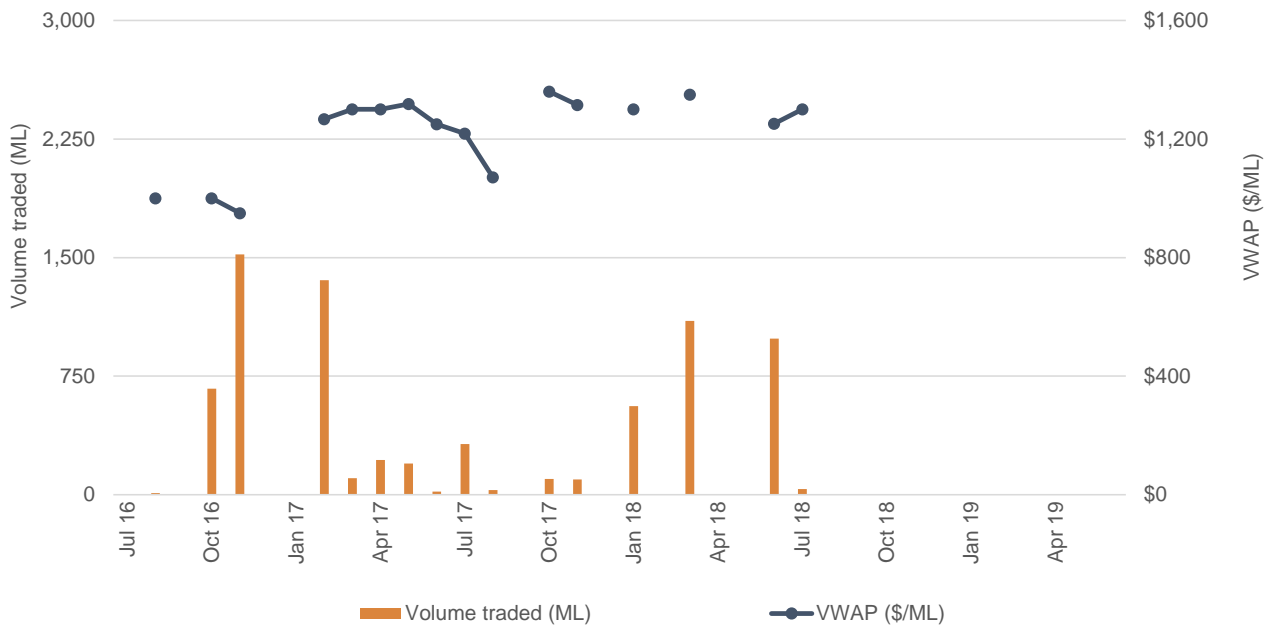
NSW Macquarie

Entitlement market overview, July 2018

Entitlement type	July 2018 VWAP (\$/ML)	July 2018 Maximum Price (\$/ML)	July 2018 Number of Transfers	July 2018 Volume of Transfers (ML)	July 2018 Average Parcel Size (ML)	Broker Spread (Buy/Sell) (\$/ML)
NSW Macquarie GS	\$1,300	\$1,300	1	36	36.00	\$1,250 - \$1,380

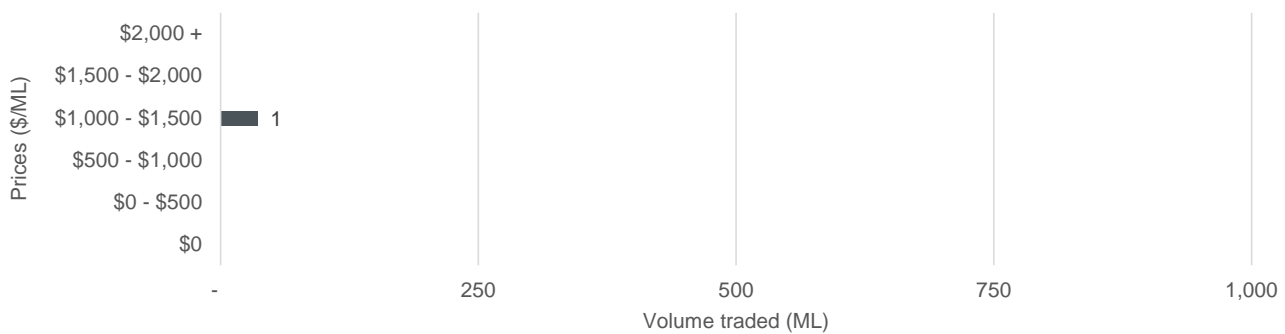
Source: Aither, 2018. Based on the NSW Water Register and quotes sourced from water brokers.

Market prices and volumes, July 2016 to June 2019



Source: Aither, 2018. Based on the NSW Water Register.

Market price range, July 2018



Source: Aither, 2018. Based on the NSW Water Register.

Note: Data labels are indicative of number of trades in each price bracket. Price bracket intervals do not include the upper bound price of the interval.

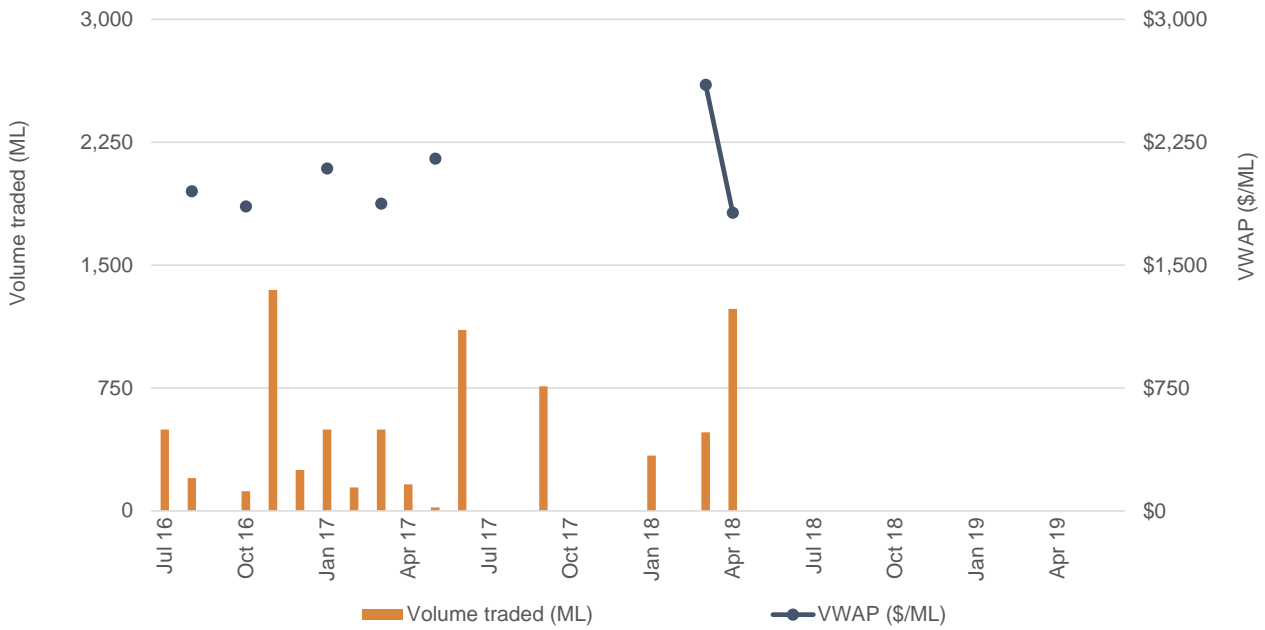
NSW Lower Namoi

Entitlement market overview, July 2018

Entitlement type	July 2018 VWAP (\$/ML)	July 2018 Maximum Price (\$/ML)	July 2018 Number of Transfers	July 2018 Volume of Transfers (ML)	July 2018 Average Parcel Size (ML)	Broker Spread (Buy/Sell) (\$/ML)
NSW Lower Namoi GS	-	-	-	-	-	-

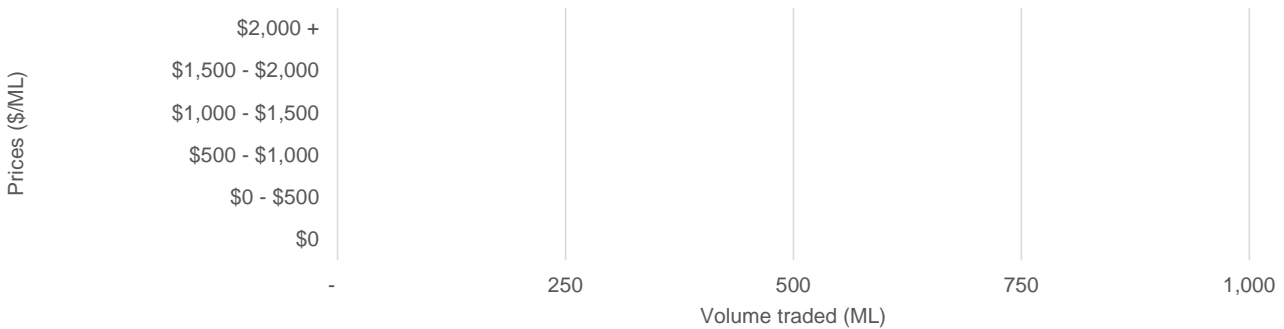
Source: Aither, 2018. Based on the NSW Water Register and quotes sourced from water brokers.

Market prices and volumes, July 2016 to June 2019



Source: Aither, 2018. Based on the NSW Water Registers.

Market price range, July 2018



Source: Aither, 2018. Based on the NSW Water Register.

Note: Data labels are indicative of number of trades in each price bracket. Price bracket intervals do not include the upper bound price of the interval.

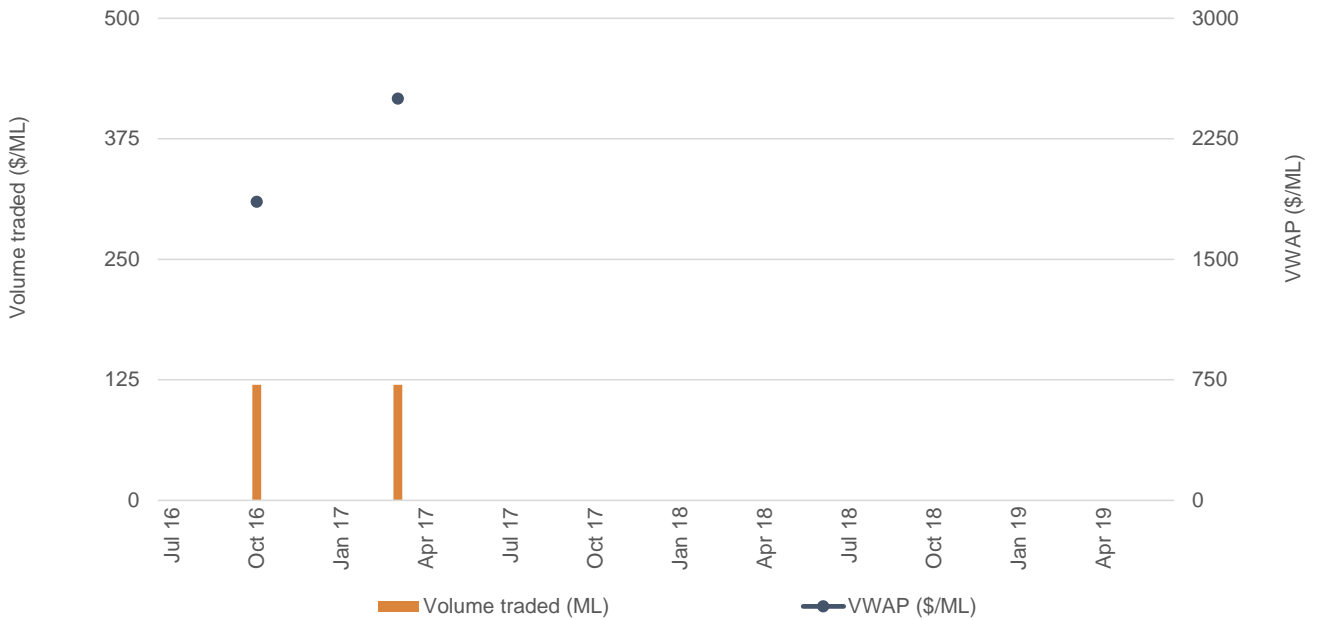
NSW Upper Namoi

Entitlement market overview, July 2018

Entitlement type	July 2018 VWAP (\$/ML)	July 2018 Maximum Price (\$/ML)	July 2018 Number of Transfers	July 2018 Volume of Transfers (ML)	July 2018 Average Parcel Size (ML)	Broker Spread (Buy/Sell) (\$/ML)
NSW Upper Namoi GS	-	-	-	-	-	-

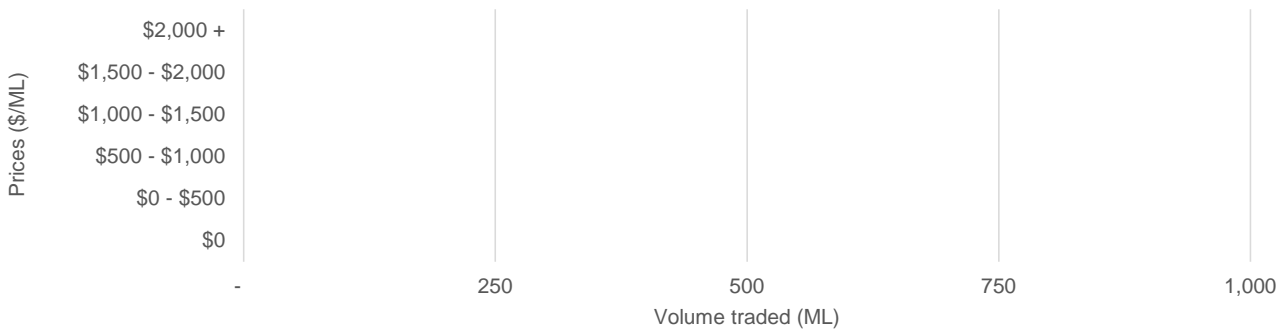
Source: Aither, 2018. Based on the NSW Water Register and quotes sourced from water brokers.

Market prices and volumes, July 2016 to June 2019



Source: Aither, 2018. Based on the NSW Water Register.

Market price range, July 2018



Source: Aither, 2018. Based on the NSW Water Register.

Note: Data labels are indicative of number of trades in each price bracket. Price bracket intervals do not include the upper bound price of the interval.

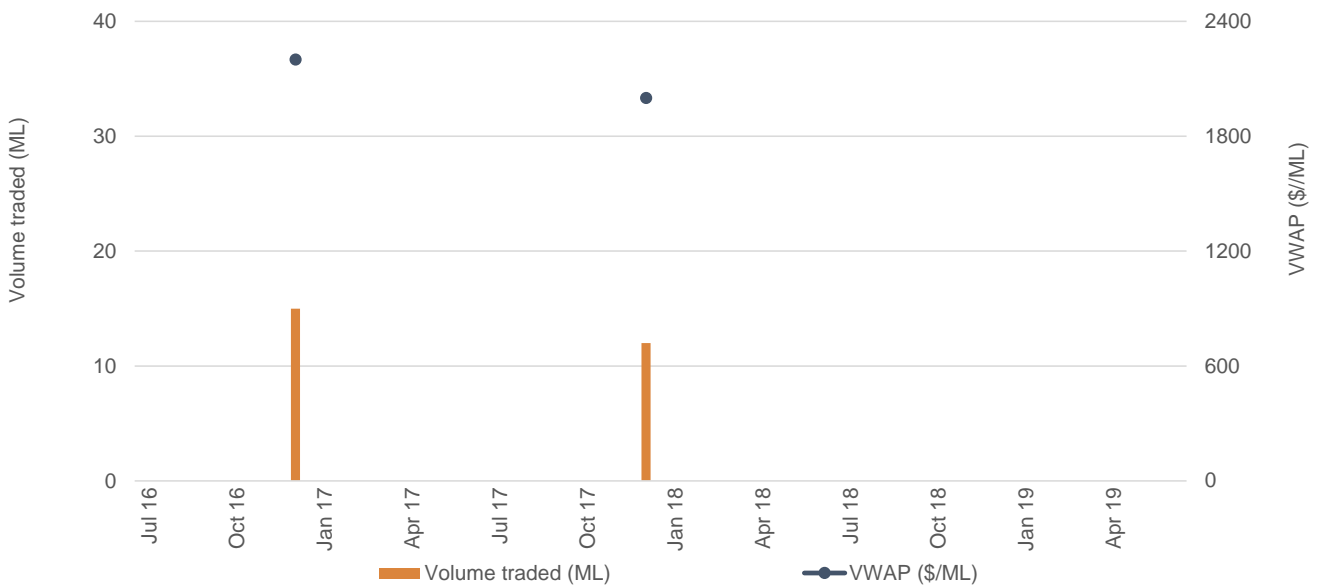
NSW Gwydir

Entitlement market overview, July 2018

Entitlement type	July 2018 VWAP (\$/ML)	July 2018 Maximum Price (\$/ML)	July 2018 Number of Transfers	July 2018 Volume of Transfers (ML)	July 2018 Average Parcel Size (ML)	Broker Spread (Buy/Sell) (\$/ML)
NSW Gwydir GS	-	-	-	-	-	-

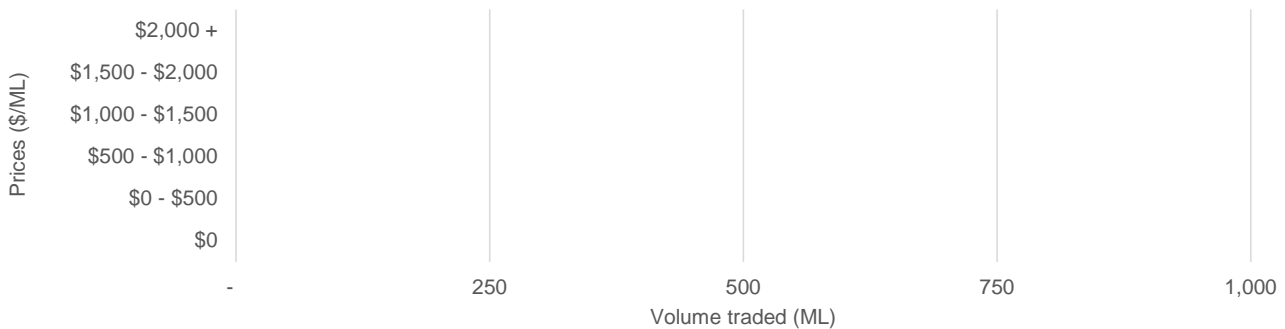
Source: Aither, 2018. Based on the NSW Water Register and quotes sourced from water brokers.

Market prices and volumes, July 2016 to June 2019



Source: Aither, 2018. Based on the NSW Water Register.

Market price range, July 2018



Source: Aither, 2018. Based on the NSW Water Register.

Note: Data labels are indicative of number of trades in each price bracket. Price bracket intervals do not include the upper bound price of the interval.

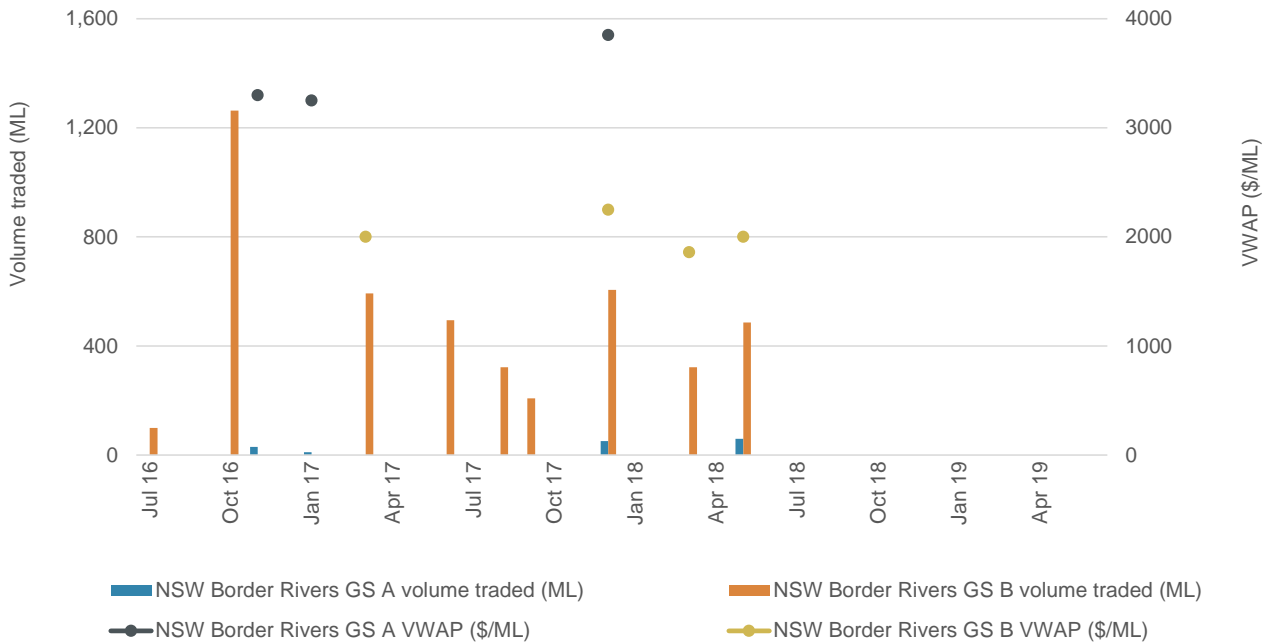
NSW Border Rivers

Entitlement market overview, July 2018

Entitlement type	July 2018 VWAP (\$/ML)	July 2018 Maximum Price (\$/ML)	July 2018 Number of Transfers	July 2018 Volume of Transfers (ML)	July 2018 Average Parcel Size (ML)	Broker Spread (Buy/Sell) (\$/ML)
NSW Border Rivers GS A	-	-	-	-	-	-
NSW Border Rivers GS B	-	-	-	-	-	-

Source: Aither, 2018. Based on the NSW Water Register and quotes sourced from water brokers.

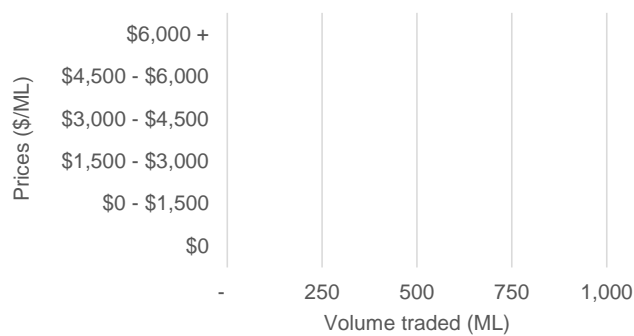
Market prices and volumes, July 2016 to June 2019



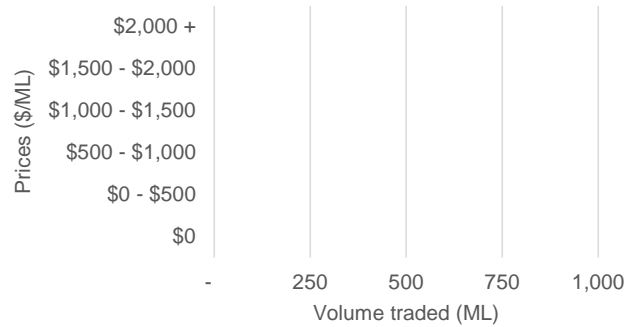
Source: Aither, 2018. Based on the NSW Water Register.

Market price range, July 2018

NSW Border Rivers GS A



NSW Border Rivers GS B



Source: Aither, 2018. Based on the NSW Water Register.

Note: Data labels are indicative of number of trades in each price bracket. Price bracket intervals do not include the upper bound price of the interval.

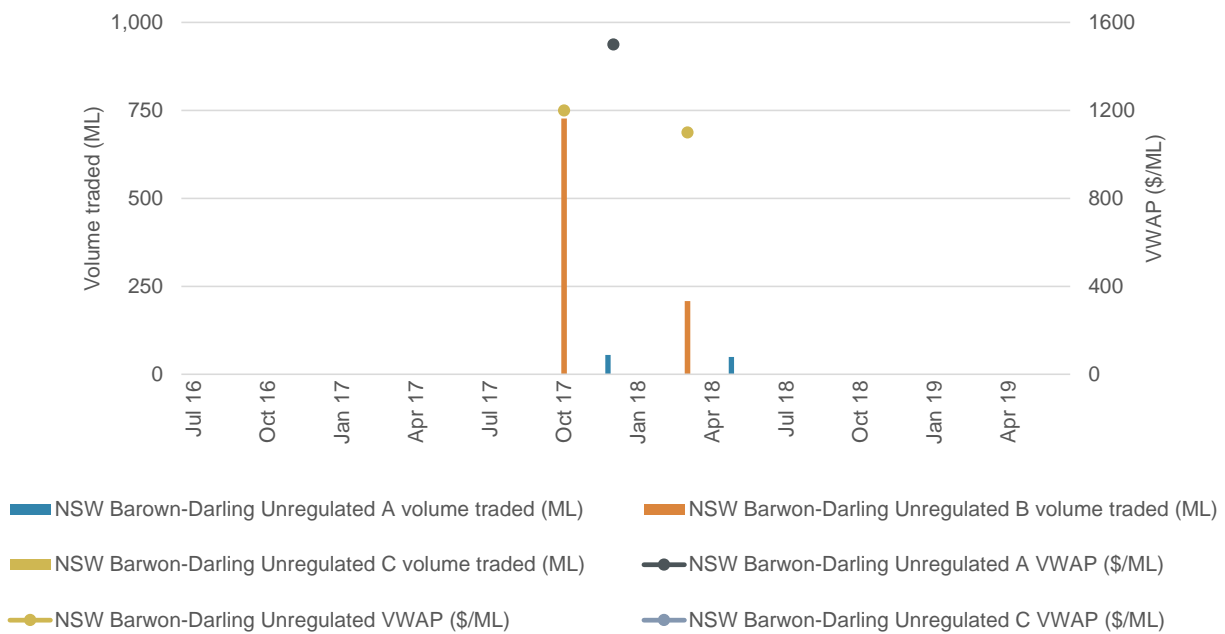
NSW Barwon-Darling Unregulated

Entitlement market overview, July 2018

Entitlement type	July 2018 VWAP (\$/ML)	July 2018 Maximum Price (\$/ML)	July 2018 Number of Transfers	July 2018 Volume of Transfers (ML)	July 2018 Average Parcel Size (ML)	Broker Spread (Buy/Sell) (\$/ML)
NSW Barwon-Darling Unregulated A	-	-	-	-	-	-
NSW Barwon-Darling Unregulated B	-	-	-	-	-	-
NSW Barwon-Darling Unregulated C	-	-	-	-	-	-

Source: Aither, 2018. Based on the NSW Water Register and quotes sourced from water brokers.

Market prices and volumes, July 2016 to June 2019



Source: Aither, 2018. Based on the NSW Water Register.

Market price range, July 2018

NSW Barwon-Darling Unregulated A



NSW Barwon-Darling Unregulated B



NSW Barwon-Darling Unregulated C



Source: Aither, 2018. Based on the NSW Water Register.

Note: Data labels are indicative of number of trades in each price bracket. Price bracket intervals do not include the upper bound price of the interval.

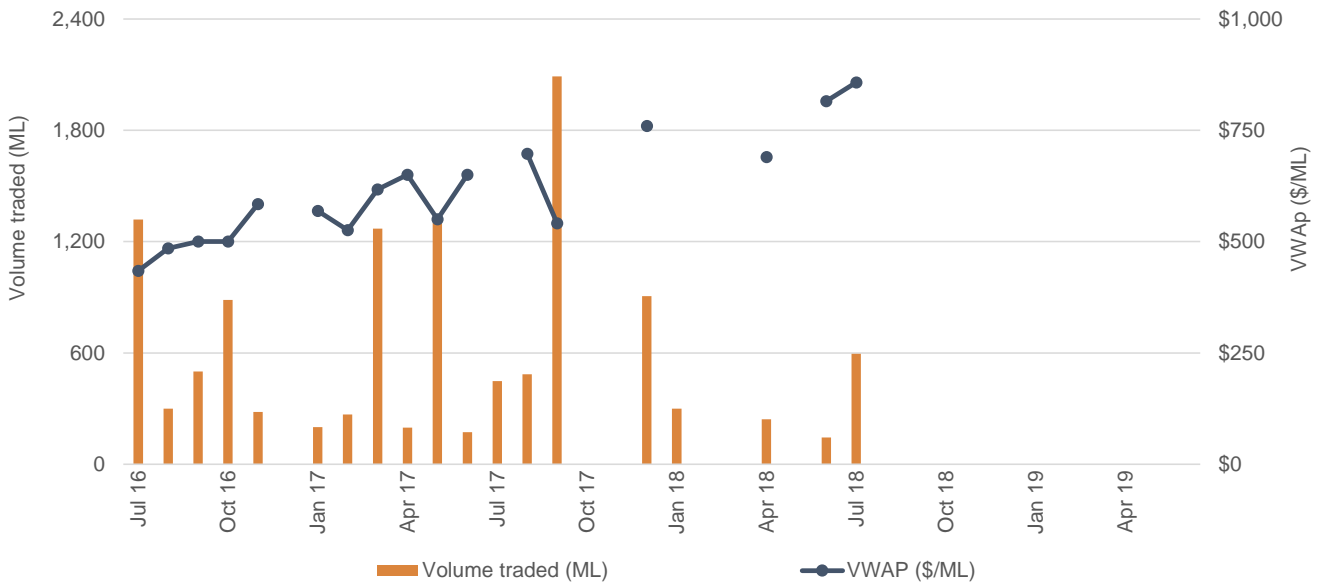
NSW Lachlan

Entitlement market overview, July 2018

Entitlement type	July 2018 VWAP (\$/ML)	July 2018 Maximum Price (\$/ML)	July 2018 Number of Transfers	July 2018 Volume of Transfers (ML)	July 2018 Average Parcel Size (ML)	Broker Spread (Buy/Sell) (\$/ML)
NSW Lachlan GS	\$858	\$870	4	596	149.00	\$900 - \$1,000

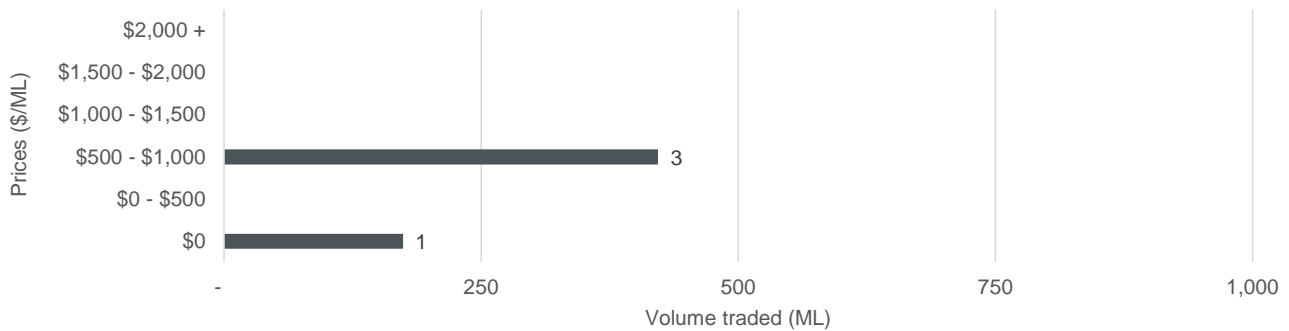
Source: Aither, 2018. Based on the NSW Water Register and quotes sourced from water brokers.

Market prices and volumes, July 2016 to June 2019



Source: Aither, 2018. Based on the NSW Water Register.

Market price range, July 2018



Source: Aither, 2018. Based on the NSW Water Register.

Note: Data labels are indicative of number of trades in each price bracket. Price bracket intervals do not include the upper bound price of the interval.

Queensland Entitlements

Entitlement market overview, July 2018

Entitlement	June 2018 VWAP (\$/ML)	June 2018 Maximum Price (\$/ML)	June 2018 Number of Trades	June 2018 Volume of trade (ML)	June 2018 Average Parcel Size (ML)	Broker Spread (Buy/Sell) (\$/ML)
QLD Condamine-Balonne (St George) Supplemented Condamine-Balonne	-	-	1	470	470	-
QLD Condamine-Balonne (Lower Balonne) Unsupplemented	\$174	-	2	2,016	1,008	-
QLD Condamine-Balonne (Upper Condamine) Unsupplemented	-	-	1	96	96	-
QLD Central Condamine Alluvium Groundwater (1, 2, 3 and 4)	-	-	-	-	-	-
QLD Upper Condamine Alluvium Groundwater (Dalrymple Creek) Groundwater	-	-	-	-	-	-
QLD Upper Condamine Alluvium Groundwater (Oakey Creek) Groundwater	-	-	-	-	-	-
QLD Border Rivers Supplemented (Macintyre Brook)	\$2,200	-	2	2,970	1,485	-
QLD Border Rivers Unsupplemented	-	-	1	4,347	4,347	-
QLD Condamine-Balonne Lower Balonne Overland flow	-	-	-	-	-	-

Notes: Dissaggregated entitlement trade data in QLD is not publically available therefore Aither has been unable to provide data in the same format as SA, Vic and NSW entitlement types. QLD groundwater trade data relates to trade in April 2018 as more recent trade data was unavailable at the time of publication. Trade related to QLD Border rivers unsupplemented trade reflects year to date trade as monthly trade data was unavailable. In instances where there has been more than one trade for a given month it has not been possible to determine a maximum price due to the nature of the data made available.

Source: Aither, 2018. Based on the QLD Water Register. Quotes sourced from water brokers.

Notes

VWAPs are based on estimates of commercial trades as outlined in Aither's methodology excluding \$0 values. Aither's methodology is available on request.

Only trades reported in July 2018 are included in the monthly Volume Weight Average Price (VWAP) and Maximum Monthly Price (\$/ML) reported in the entitlement summary tables.

The 'Number of Transfers and 'Volume of Transfers' (ML) are calculated based on all trades from state water market registers, including \$0 value trades. This is in line with Aither's calculation methodology which is available on request.

The average parcel size reported in the entitlement summary tables has been determined by taking the total monthly volume of transfers and dividing by the total number of transfers of the given entitlement during the month in question.

As trade prices for NSW Murray GS within Murray Irrigation are not reported, Aither has used NSW Murray GS on river prices as a substitute given the common characteristics that these entitlements share.

Document history

Revision:

Revision no.: 1

Author/s: Alexander Dunn

Checked: Kai Wakerman Powell

Approved: Chris Olszak

Distribution:

Issue date: Wednesday 12 September 2018

Issued to: Department of Agriculture and Water Resources

Description: Final

For information on this report:

Please contact: Chris Olszak

Email: watermarkets@aither.com.au

© 2018 Aither Pty Ltd. All rights reserved.

This document has been prepared on the basis of information available to Aither Pty Ltd at the date of publication. Aither Pty Ltd makes no warranties, expressed or implied, in relation to any information contained in this document. This document does not purport to represent commercial, financial or legal advice, and should not be relied upon as such. Aither Pty Ltd does not accept responsibility or liability for any loss, damage, cost or expense incurred or arising by reason of any party using or relying on information provided in this document. Any party that uses information contained in this document for any purpose does so at its own risk.

Aither relies on data obtained from multiple third-party sources that are documented in the report. Consequently, any advice given by Aither on water entitlement prices is subject to the accuracy and limitations of data obtained. In this context, Aither makes no warranties, expressed or implied, in relation to any third-party information contained in this document.

The information contained in this document must not be reproduced or used, in whole or in part, for any purpose without express acknowledgement of Aither.