



Using automatic entry processing for commodities during brown marmorated stink bug season



This task card provides a guide on lodging import declarations containing goods subject to Seasonal measures for Brown marmorated stink bug (BMSB) under the Automatic entry processing for commodities (AEP COMM) approved arrangement (AA).

This task card provides a guide on lodging import declarations containing goods subject to Seasonal measures for Brown marmorated stink bug (BMSB) under the Automatic entry processing for commodities (AEP COMM) approved arrangement (AA).

Summary

Commodities available under AEP COMM may also be subject to BMSB seasonal measures. These commodities are still able to be processed through AEP during the BMSB season. Assessing documentation for these commodities needs to address standard biosecurity risk as well as BMSB risk.

The BMSB hitchhiker pests BICON case has been updated to include in-scope AEP COMM pathways and codes. The BICON case replaces the Assessment guide for class 19.2 accredited persons that was used to assess goods during the 2018-19 BMSB season.

How to assess goods subject to BMSB seasonal measures when using AEP COMM

The following table outlines the process to assess in-scope goods that are also subject to BMSB seasonal measures through AEP COMM.

Step	Action
1	Determine if the goods may be subject to seasonal BMSB measures by referring to the Seasonal measures for Brown marmorated stink bug webpage
If	Then
Goods are subject to target high risk BMSB measures	Go to step 2
Goods are not subject to BMSB measures	<ol style="list-style-type: none">Refer to standard BICON caseVerify import conditions do not indicate BMSB seasonal measuresApply the AEP COMM code from the standard BICON case (if appropriate)
	End of process

Step	Action
2	Log into your BICON AEPCOMM user access account Note: Detailed AEPCOMM information will only be displayed through your BICON AEPCOMM user access account
3	Refer to the (standard) relevant BICON case to determine: <ul style="list-style-type: none"> • If goods are in-scope for AEPCOMM • Applicable import conditions (including if goods are subject BMSB measures)
4	Refer to the Brown marmorated stink bug (BMSB) hitchhiker pests BICON case to determine if an alternate BMSB code is required

If	Then
The onshore outcome section refers back to the standard BICON case	Apply AEPCOMM code from the standard BICON case (if appropriate) End of process
The onshore outcomes section displays an BMSB code	Apply this code in place of standard AEPCOMM code (e.g. BMSBINS instead of INS) End of process
The onshore outcomes section does not display AEPCOMM information or provides link to standard BICON cases	Apply AEPCOMM code from the standard BICON case (if appropriate) End of process

Case studies

Case study 1

Rob is an accredited AEPCOMM Customs Broker. His client is importing used agricultural machinery (chapter 84 target high risk) from France as an FCL shipment. Additionally the container has not been treated for BMSB and requires onshore treatment.

Rob determines if the goods are subject to BMSB by checking the information on the [Seasonal measures for Brown marmorated stink bug](#) webpage. Then he logs onto his BICON AEPCOMM user access account and refers to the standard BICON case for machinery and equipment. The import conditions indicate the goods are subject to BMSB measures:

- p. Seasonal measures apply to certain goods manufactured in, or shipped from target risk countries as sea cargo, to manage the risk of Brown marmorated stink bug (BMSB) contamination. These goods must meet import requirements if they are shipped between 1 September 2019 and 30 April 2020 (inclusive), and arriving in Australian Territory by 31 May 2020. These measures are in addition to existing import conditions that may also apply to the commodity risk of the goods. Please refer to the [Brown marmorated stink bug \(BMSB\) hitchhiker pests](#) BICON case for those specific import conditions.


The onshore outcomes section of this BICON case indicate that an inspection is required for the used machinery and provides the AEPCOMM code INS:

Automatic Entry Processing for Commodities [Copy BICON URL](#)

AEPCOMM code: INS


Direction: Cargo Inspection

Inspection must occur at a class 1.1 or 1.3 approved arrangement site.

 For full detail on the scope of the Automatic Entry Processing for Commodities approved arrangement, please refer to the [Class 19.2 Requirements document](#).

The assessment of non-commodity concerns must be determined under the NCCC approved arrangement (refer to the [Class 19.1 Requirements document](#)).

Now Rob refers to the BMSB hitchhiker pests BICON case and enters all the relevant information. The onshore outcomes section displays the following:

Automatic Entry Processing for Commodities	Copy BICON URL
AEPCOMM code: BMSBINS	
Direction 1 : Fumigation - Methyl bromide BMSB	
Direction 2: Cargo inspection	
Fumigation must be performed by a class 12.1 approved arrangement provider. Inspection must occur at a class 1.1, 1.3 or 2.1 approved arrangement site.	
	BMSBINS code should be used in the place of the standard AEPCOMM code INS to ensure all biosecurity concerns are managed.
For full detail on the scope of the Automatic Entry Processing for Commodities approved arrangement, please refer to the Class 19.2 Requirements document .	
The assessment of non-commodity concerns must be determined under the NCCC approved arrangement (refer to the Class 19.1 Requirements document).	


Since the onshore outcomes section of the BMSB BICON case displays a BMSB code, Rob applies the code BMSBINS to the line. Rob is then issued with 2 system generated directions: a fumigation and an inspection (as stated on the AEPCOMM notice).

Case study 2

Sally is an accredited AEPCOMM Customs Broker. Her client is importing a used vehicle (chapter 87, target high risk) from Italy during BMSB season as an LCL shipment.

Sally has been in contact with the Master Consolidator for the container and knows the treatment will be performed onshore at the container level. Sally verifies this is an acceptable procedure when she refers to the [Seasonal measures for Brown marmorated stink bug](#) webpage, therefore Sally only needs to consider standard biosecurity risk for AEPCOMM.

Sally then logs onto her BICON AEPCOMM user access account and refers to the standard BICON case for new or used vehicles, aircraft and parts. The onshore outcomes state that an inspection is required for the used goods:

Automatic Entry Processing for Commodities	Copy BICON URL
AEPCOMM code: INS	
Direction: Cargo Inspection	
Inspection must occur at a class 1.1, 1.3 or 2.1 approved arrangement site.	
	For full detail on the scope of the Automatic Entry Processing for Commodities approved arrangement, please refer to the Class 19.2 Requirements document .
The assessment of non-commodity concerns must be determined under the NCCC approved arrangement (refer to the Class 19.1 Requirements document).	

Sally then applies the AEPCOMM code INS to the line and she is then issued with a cargo direction inspection.

Case study 3

Mark is an accredited AEPCOMM Customs Broker. His client is importing untreated sawn timber (chapter 44 target high risk) from Spain as an FCL shipment. Additionally, the container has not been treated for BMSB.


Mark determines if the goods are subject to BMSB by checking the information on the [Seasonal measures for Brown marmorated stink bug](#) webpage. Then he logs onto his BICON AEPCOMM user access account and refers to the standard BICON case for timber and timber products. The import conditions indicate the goods are subject to BMSB measures. The onshore outcomes section of this BICON case indicates that a fumigation is required and provides the AEPCOMM FUM:

Automatic Entry Processing for Commodities[Copy BICON URL](#)

AEPCOMM code: FUM

Direction: Fumigation - CH3Br 48gM3 24hr 21C

Fumigation must be performed at a class 4.6 approved arrangement site or an AA site with a department approved fumigation area. Fumigation must be performed by a Class 12.1 Approved Arrangement provider.

 For full detail on the scope of the Automatic Entry Processing for Commodities approved arrangement, please refer to the [Class 19.2 Requirements document](#).

Now Mark refers to the BMSB hitchhiker pests BICON case and follows the untreated timber pathway. The onshore outcomes section displays the exact same information as for the standard BICON case, indicating the AEPCOMM code FUM. Mark then applies FUM to the line and he is then issued with a system-generated Methyl bromide fumigation direction at the rate of 48gM3 24hr 21C. This higher rate would cover both: BMSB and other biosecurity concerns for untreated timber.

Case study 4

Chloe is an accredited AEPCOMM Customs Broker. Her client is importing manufactured wooden articles (chapter 44 target high risk) from Austria as an FCL shipment. The container was treated overseas with Methyl bromide by a company on the [Offshore BMSB treatment provider scheme](#) at the rate of 48g for 24hr at 21C or above. Chloe is aware the higher fumigation rate addresses both commodity and BMSB risks as outlined below:

Treating goods to address both the commodity and BMSB requirements

If your consignment has goods that require treatment for both commodity and BMSB risk, you may be able to treat the goods at the highest rate to meet both requirements.

To meet the requirements, the treatment provider must be registered under the [Offshore BMSB treatment providers scheme](#) and you must still provide treatment certificates (and phytosanitary certificates if required) as evidence the treatment has been completed. The documents must include all the required details to show that the treatment requirements for both commodity and minimum BMSB standards have been met or exceeded.

Chloe now logs onto her BICON account and refers to the standard BICON case for timber and timber products to ensure the consignment meets all requirements. The onshore outcomes section indicates that goods can be released however, it also indicates that if the goods are subject to BMSB measures Chloe needs to refer to the BMSB hitchhiker BICON case to obtain the AEPCOMM code.

Chloe refers to the BMSB hitchhiker pests BICON case and enters all the relevant information. The onshore outcomes section indicates the appropriate AEPCOMM code is BMSBREL:

Automatic Entry Processing for Commodities

AEPCOMM code: BMSBREL

Direction: Final Directives

 For goods treated offshore by a registered and approved BMSB treatment provider, please also enter the valid [AEI](#) code.

For full detail on the scope of the Automatic Entry Processing for Commodities approved arrangement, please refer to the [Class 19.2 Requirements document](#).

The assessment of non-commodity concerns must be determined under the NCCC approved arrangement (refer to the [Class 19.1 Requirements document](#)).

Chloe then applies BMSBREL to the line and she is then issued with a system generated Finalised and released direction.

If further assistance is required please contact AEPsupport@agriculture.gov.au or call **1800 900 090**.



Phone 1800 900 090



AEPsupport@agriculture.gov.au
agriculture.gov.au/aep